
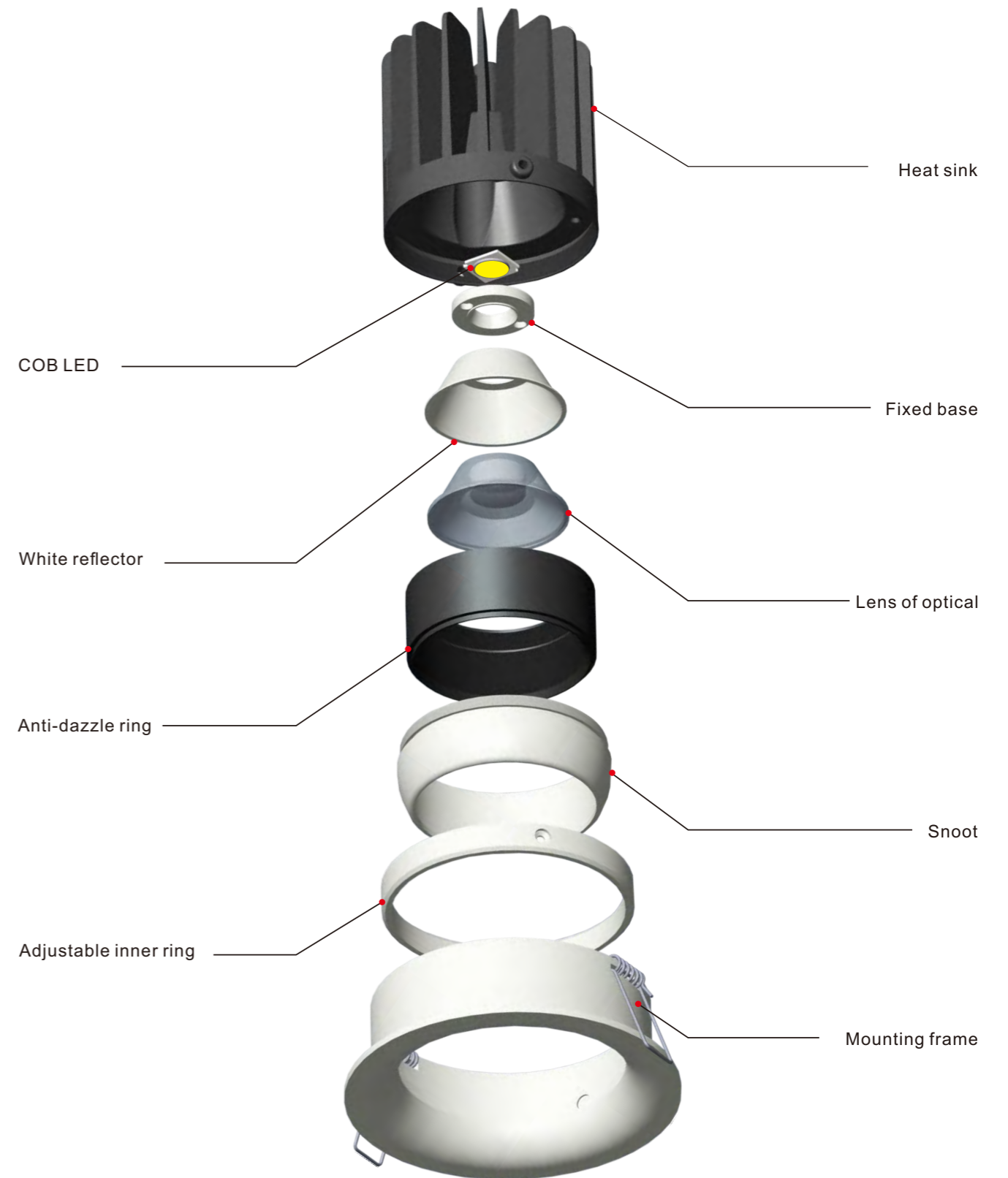


RONO R



241

RONO R



242



S Ø 102mm 6W 10W 15W

P245



M Ø 150mm 15W 20W 25W

P247



M Ø 150mm 15W 20W 25W

P249



L Ø 186mm 20W 25W 30W 40W

P251



L Ø 186mm 20W 25W 30W 40W

P254

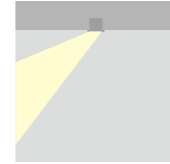
RONO R_s



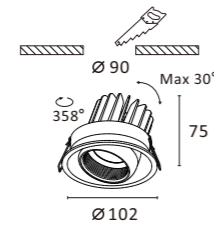
COB LED CRI≥80 IP44 CE RoHS

Mounting frame color: White Silver Black
 Color temperature: 2700K 3000K 4000K
 Beam angle: 24° 36° 60°

Driver gear for LED:
 Non-Dimmable
 1-10V Dimmable
 DALI Dimmable
 Triac Dimmable

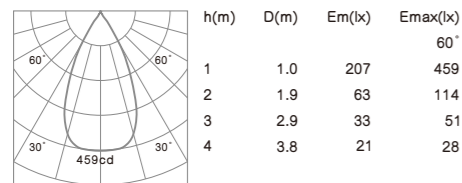
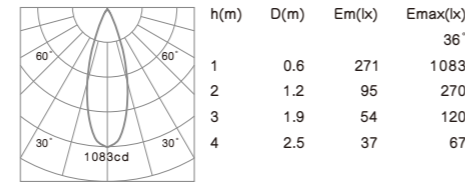
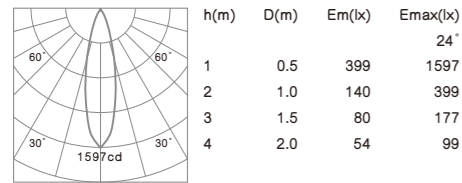


- Housing and mounting frame: Cast aluminum.
- The spot light tilts to a maximum of 0°-30° onto the vertical plane and rotates by 358° onto the horizontal plane.
- Anti-dazzle ring: Aluminum black.
- Light source: COB LED with a lens of optical.



R6924 6W 470lm With LED Driver 36V-135mA 230V-50Hz

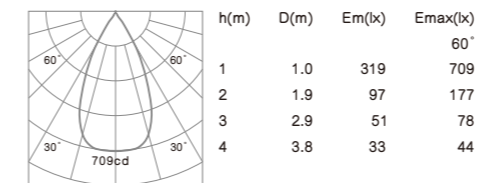
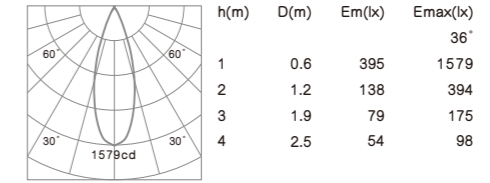
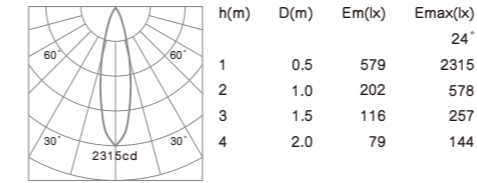
NW
0.42kg



RONO R_s

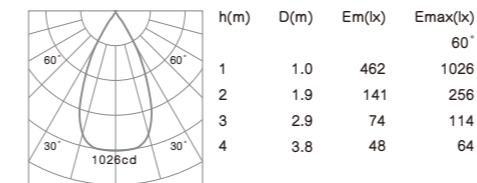
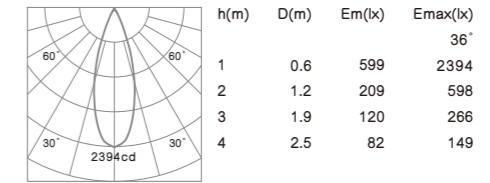
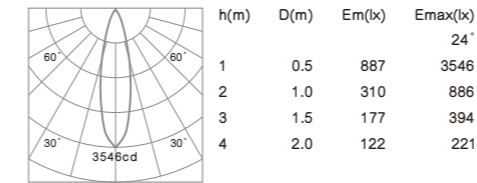
R6924 10W 750lm With LED Driver 36V-250mA 230V-50Hz

NW
0.42kg



R6924 15W 1060lm With LED Driver 36V-350mA 230V-50Hz

NW
0.42kg



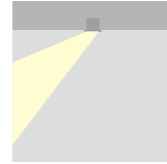
RONO R M



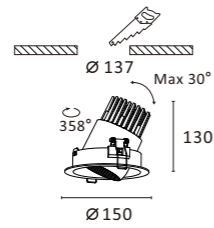
COB LED CRI≥80 IP20 CE RoHS

Mounting frame color: White Silver Black
 Color temperature: 2700K 3000K 4000K
 Beam angle: 15° 24° 36° 60°

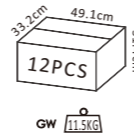
Driver gear for LED:
 Non-Dimmable
 1-10V Dimmable
 DALI Dimmable
 Triac Dimmable



- Housing and mounting ring: Cast aluminum.
- The spot light tilts to a maximum of 0°-30° onto the vertical plane and rotates by 358° onto the horizontal plane.
- Anti-dazzle ring: Plastic black.
- Light source: COB LED with a high efficiency reflector of optical.
- The light can be compatible with emergency battery.

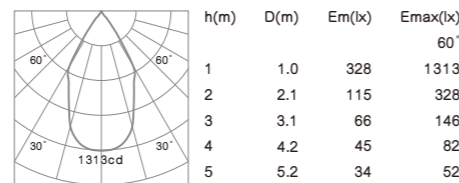
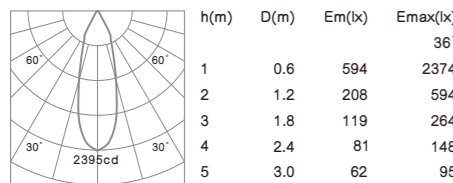
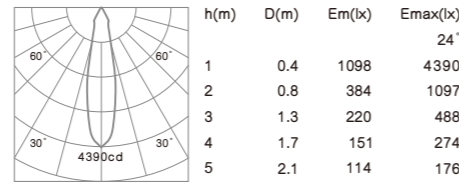
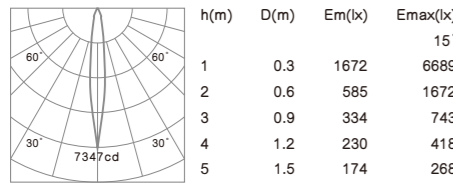


COB LED



R6083 15W 1300lm With LED Driver 36V-350mA 230V-50Hz

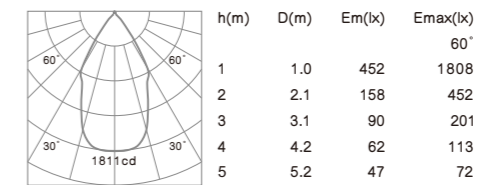
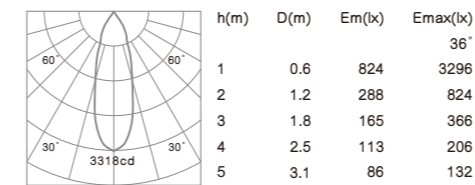
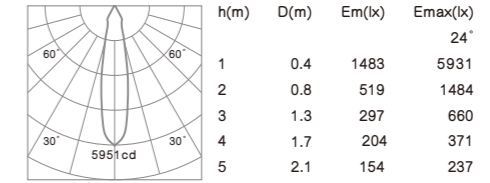
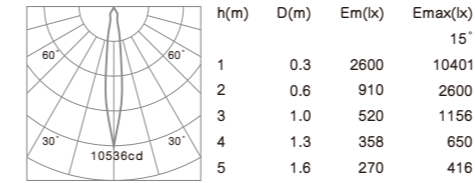
NW
1.04kg



RONO R M

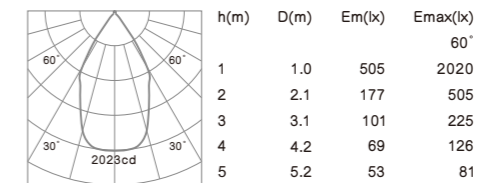
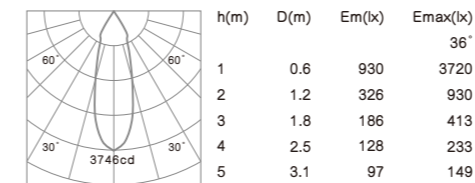
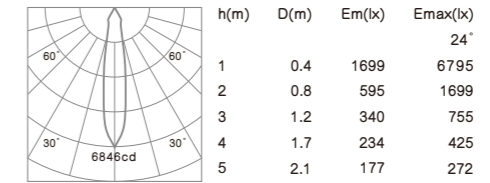
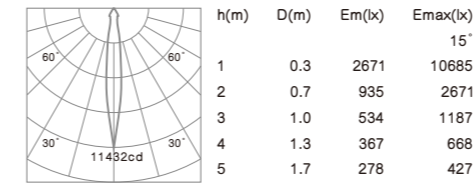
R6083 20W 1700lm With LED Driver 36V-500mA 230V-50Hz

NW
1.04kg



R6083 25W 2000lm With LED Driver 36V-600mA 230V-50Hz

NW
1.04kg

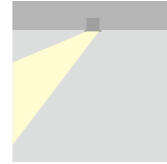


RONO R M



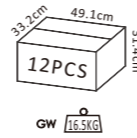
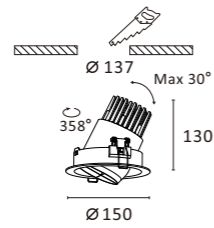
COB LED CRI≥80 IP20 CE RoHS

Mounting frame color: White Silver Black
 Color temperature: 2700K 3000K 4000K
 Beam angle: 15° 24° 36°



Driver gear for LED: Non-Dimmable
 1-10V Dimmable
 DALI Dimmable
 Triac Dimmable

- Housing and mounting ring: Cast aluminum.
- The spot light tilts to a maximum of 0°-30° onto the vertical plane and rotates by 358° onto the horizontal plane.
- Anti-dazzle ring: Plastic black.
- Light source: COB LED with a high efficiency reflector of optical.
- The light can be compatible with emergency battery.



R6084 15W 900lm With LED Driver 36V-350mA 230V-50Hz

NW
1.07kg

h(m)	D(m)	Em(lx)	Emax(lx)
1	0.3	1690	6758
2	0.6	591	1689
3	0.9	338	751
4	1.2	232	422
5	1.5	176	270

h(m)	D(m)	Em(lx)	Emax(lx)
1	0.4	960	3838
2	0.7	336	960
3	1.1	192	427
4	1.5	132	240
5	1.8	100	154

h(m)	D(m)	Em(lx)	Emax(lx)
1	0.5	535	2138
2	1.1	187	535
3	1.6	107	238
4	2.2	74	134
5	2.7	56	86

RONO R M

R6084 20W 1200lm With LED Driver 36V-500mA 230V-50Hz

NW
1.07kg

h(m)	D(m)	Em(lx)	Emax(lx)
1	0.3	2365	9460
2	0.6	828	2365
3	1.0	473	1051
4	1.3	325	591
5	1.6	246	378

h(m)	D(m)	Em(lx)	Emax(lx)
1	0.4	1299	5194
2	0.8	455	1299
3	1.2	260	577
4	1.6	179	325
5	2.0	135	208

h(m)	D(m)	Em(lx)	Emax(lx)
1	0.6	722	2886
2	1.1	253	722
3	1.7	144	321
4	2.2	99	180
5	2.8	75	115

R6084 25W 1400lm With LED Driver 36V-600mA 230V-50Hz

NW
1.07kg

h(m)	D(m)	Em(lx)	Emax(lx)
1	0.3	2660	10640
2	0.6	931	2660
3	1.0	532	1182
4	1.3	366	665
5	1.6	277	426

h(m)	D(m)	Em(lx)	Emax(lx)
1	0.4	1465	5861
2	0.8	513	1465
3	1.2	293	651
4	1.6	201	366
5	2.0	152	234

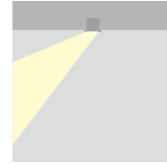
h(m)	D(m)	Em(lx)	Emax(lx)
1	0.5	829	3317
2	1.0	290	829
3	1.6	166	369
4	2.2	114	207
5	2.7	86	133

RONO R L

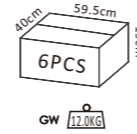
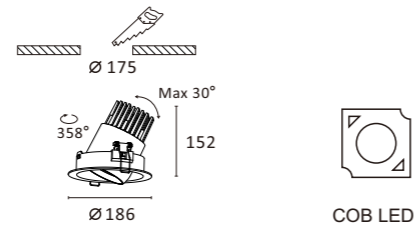


COB LED CRI≥80 IP20 CE RoHS
 Mounting frame color: White Silver Black
 Color temperature: 2700K 3000K 4000K
 Beam angle: 15° 24° 36° 60°

Driver gear for LED:
 Non-Dimmable
 1-10V Dimmable
 DALI Dimmable
 Triac Dimmable

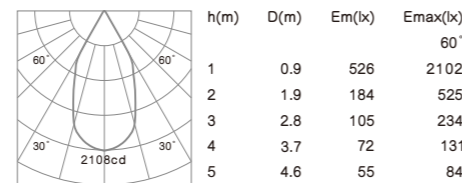
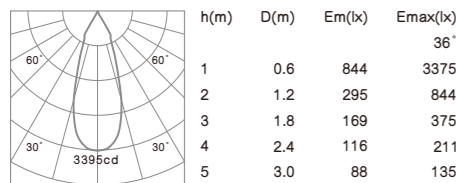
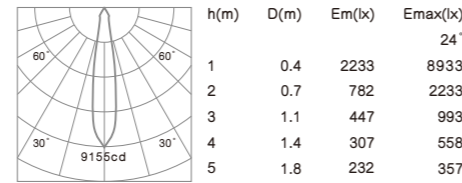
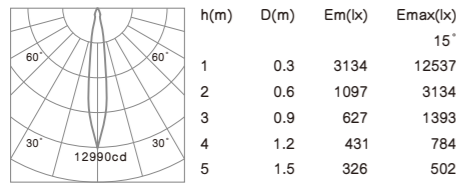


- Housing and mounting ring: Cast aluminum.
- The spot light tilts to a maximum of 0°-30° onto the vertical plane and rotates by 358° onto the horizontal plane.
- Anti-dazzle ring: Plastic black.
- Light source: COB LED with a high efficiency reflector of optical.
- The light can be compatible with emergency battery.



R6291 20W 1800lm With LED Driver 36V-500mA 230V-50Hz

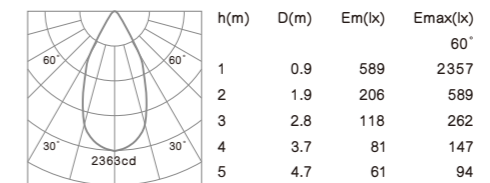
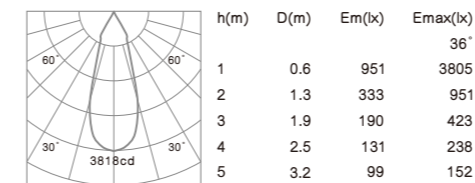
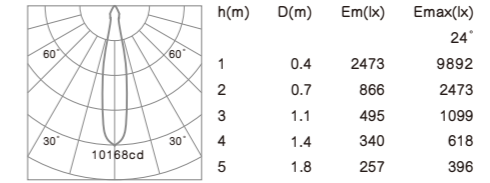
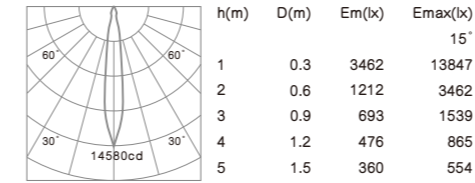
NW
1.66kg



RONO R L

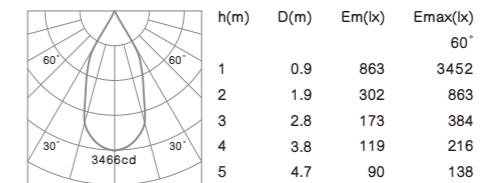
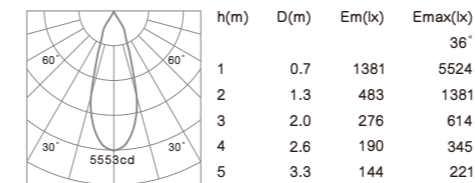
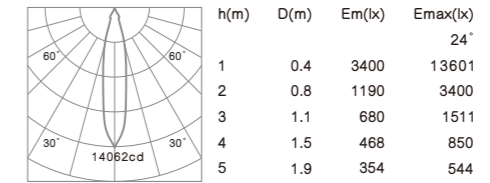
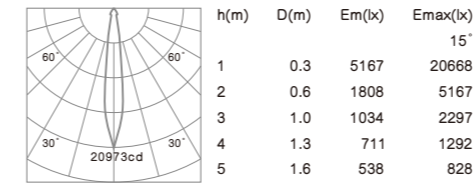
R6291 25W 2100lm With LED Driver 36V-600mA 230V-50Hz

NW
1.66kg



R6291 30W 3000lm With LED Driver 36V-800mA 230V-50Hz

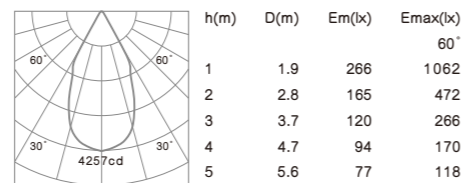
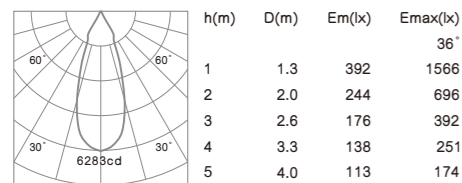
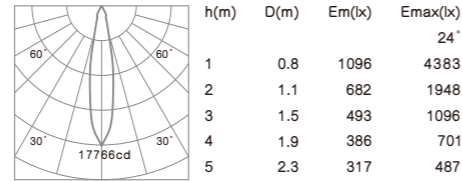
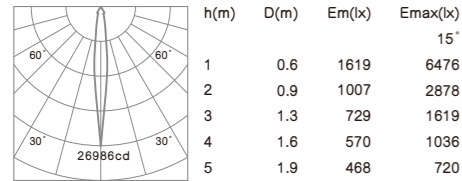
NW
1.66kg



RONO R L

R6291 40W 3800lm
With LED Driver 36V-1050mA
230V-50Hz

NW
1.66kg

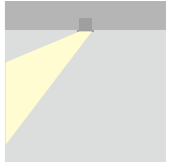


RONO R L

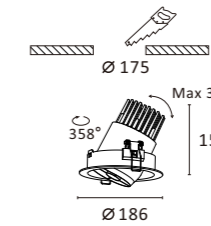


COB LED **CRi≥80** **IP20** **CE** **RoHS**
 Mounting frame color: White Silver Black
 Color temperature: 2700K 3000K 4000K
 Beam angle: 15° 24° 36°

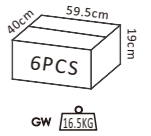
Driver gear for LED:
 Non-Dimmable
 1-10V Dimmable
 DALI Dimmable
 Triac Dimmable



- Housing and mounting ring: Cast aluminum.
- The spot light tilts to a maximum of 0°-30° onto the vertical plane and rotates by 358° onto the horizontal plane.
- Anti-dazzle ring: Plastic black.
- Light source: COB LED with a high efficiency reflector of optical.
- The light can be compatible with emergency battery.

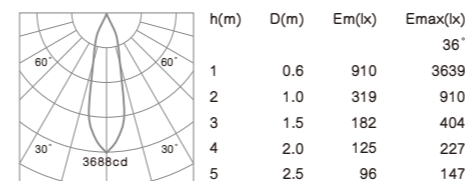
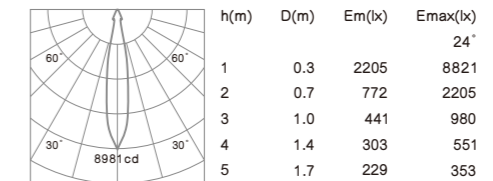
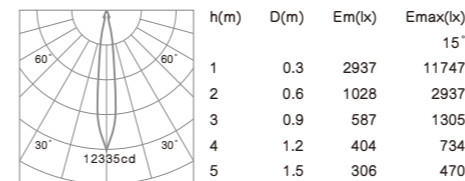


COB LED



R6292 20W 1400lm
With LED Driver 36V-500mA
230V-50Hz

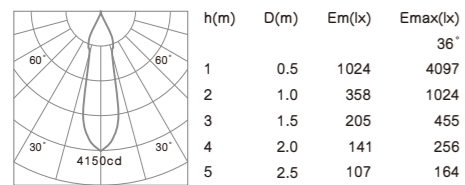
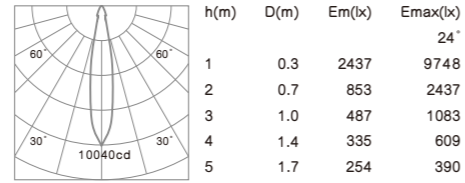
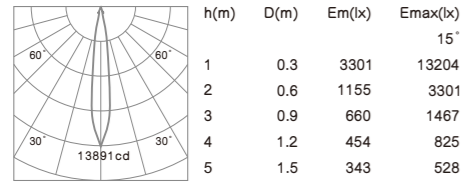
NW
1.70kg



RONO R L

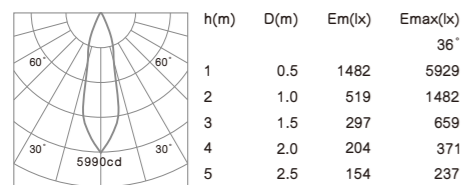
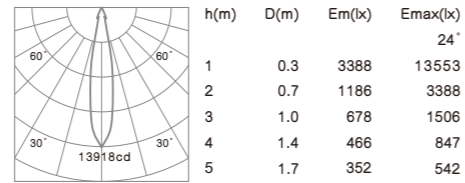
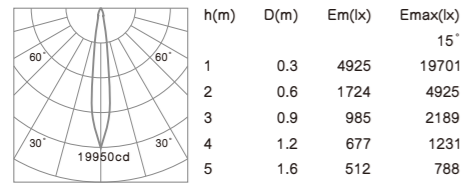
R6292 25W 1600lm
With LED Driver 36V-600mA
230V-50Hz

NW
1.70kg



R6292 30W 2300lm
With LED Driver 36V-800mA
230V-50Hz

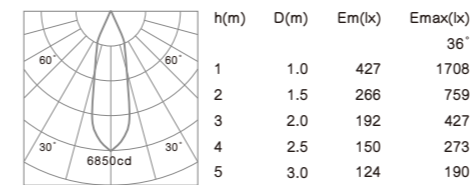
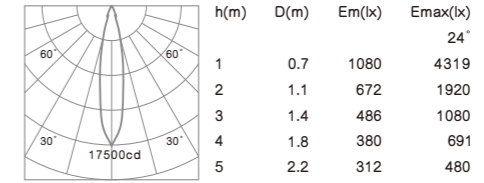
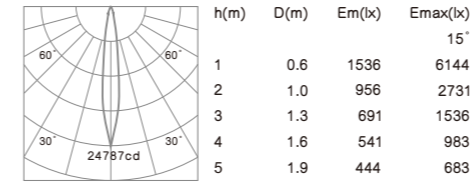
NW
1.70kg

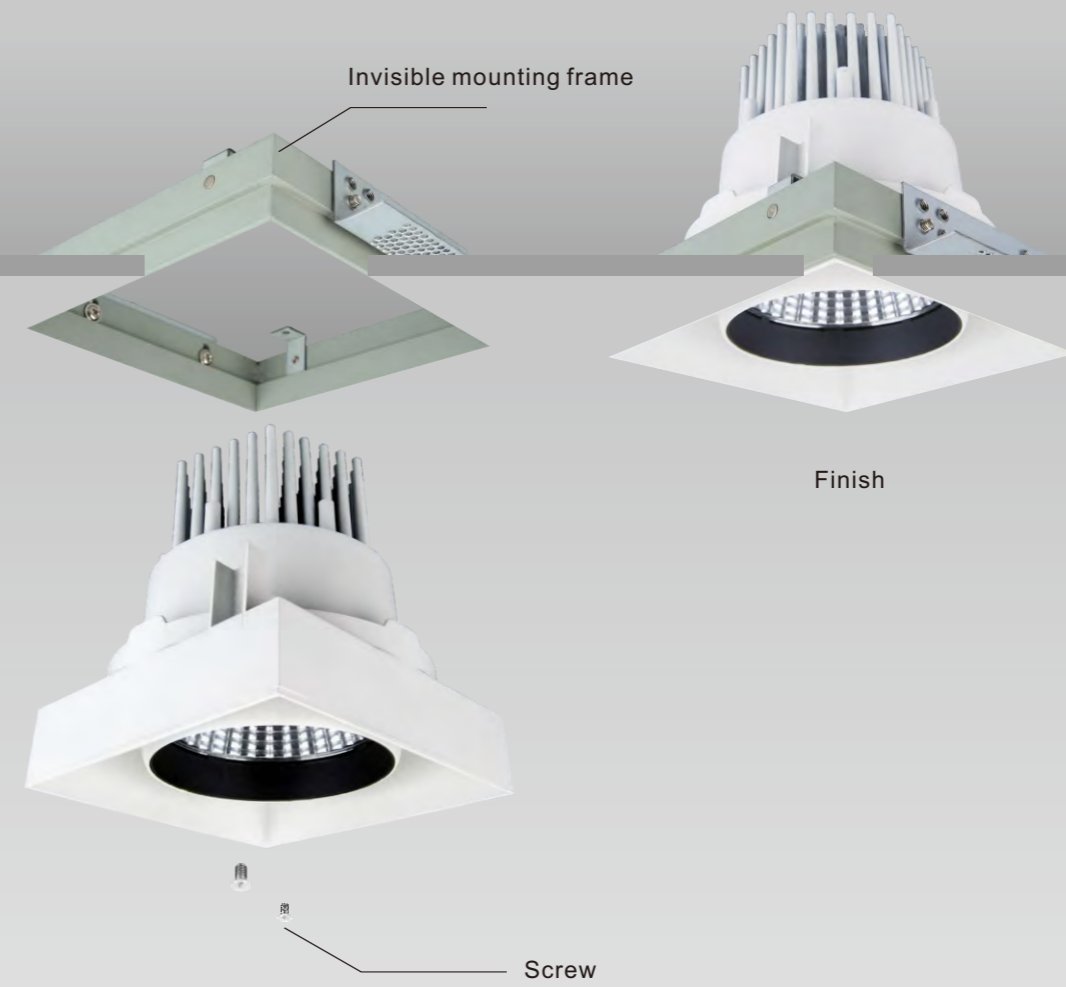


RONO R L

R6292 40W 2900lm
With LED Driver 36V-1050mA
230V-50Hz

NW
1.70kg






RONO S

15°

24°




259


RONO S

36°

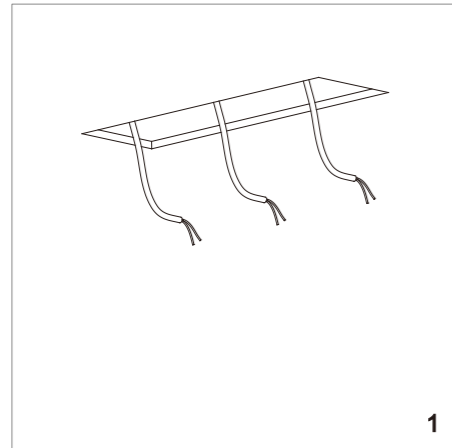
60°



260

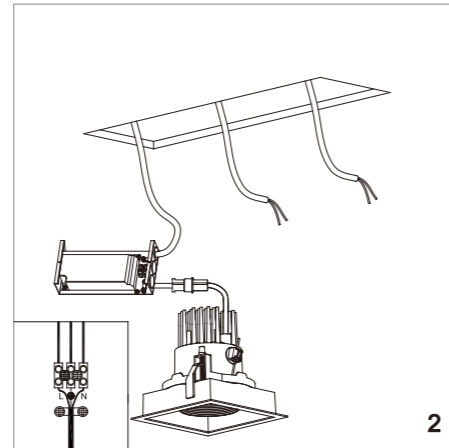


RONO S



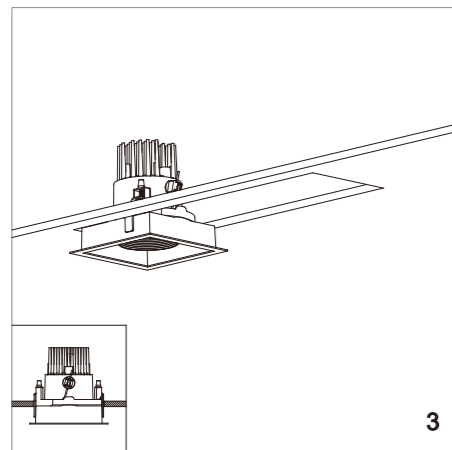
1

Cut a mounting hole as required in the ceiling;



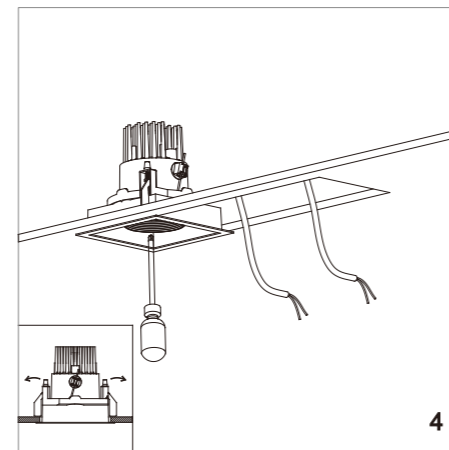
2

Place the mounting frame into the hole of the ceiling;



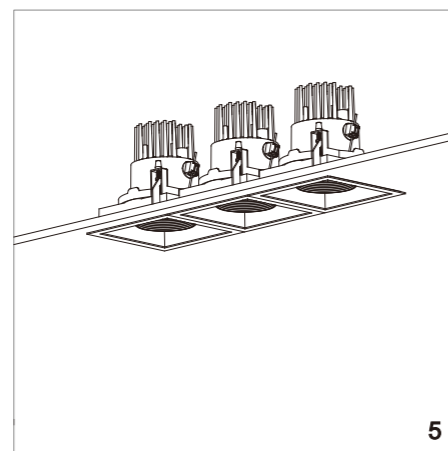
3

Fix the mounting frame in the ceiling with screws;



4

Paint around the mounting hole to make the ceiling have a flat appearance;



5

Rotate the front ring anticlockwise and then take it out;

RONO S



S □90x90mm 6W 10W 15W P265



M □145x145mm 20W 25W 30W 40W P267



M □145x145mm 20W 25W 30W 40W P269

Invisible



L □168x168mm 20W 25W 30W 40W P271



LD □169x353mm 2x20W 2x25W 2x30W 2x40W P274



LT □169x537mm 3x20W 3x25W 3x30W 3x40W P277

Visible



L □177x177mm 20W 25W 30W 40W P280



LD □177x361mm 2x20W 2x25W 2x30W 2x40W P283

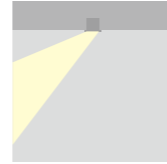


LT □177x545mm 3x20W 3x25W 3x30W 3x40W P286

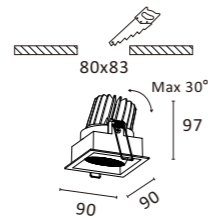


COB LED CRI≥80 IP44 CE RoHS
 Mounting frame color: White Silver Black
 Color temperature: 2700K 3000K 4000K
 Beam angle: 24° 36° 60°

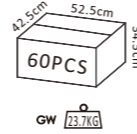
Driver gear for LED:
 Non-Dimmable
 1-10V Dimmable
 DALI Dimmable
 Triac Dimmable



- Housing and mounting frame: Cast aluminum.
- The spot light tilts to a maximum of 0°-30° onto the vertical plane.
- Anti-dazzle ring: Aluminum black.
- Light source: COB LED with a lens of optical.

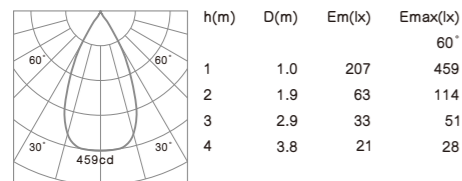
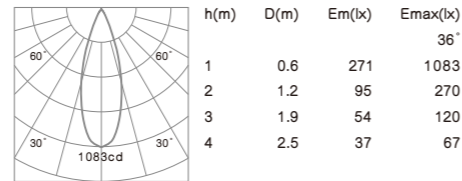
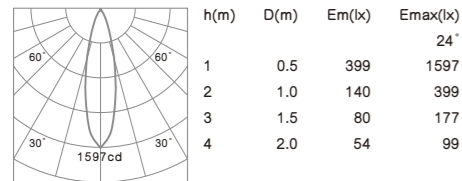


COB LED



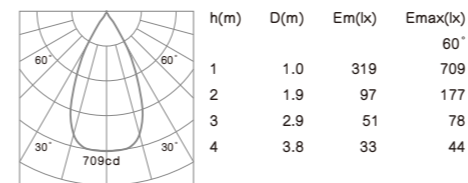
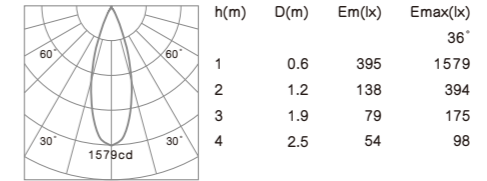
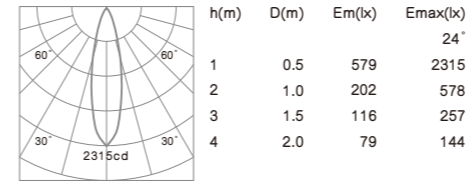
R6925 6W 470lm
 With LED Driver 36V-135mA
 230V-50Hz

NW
 0.33kg



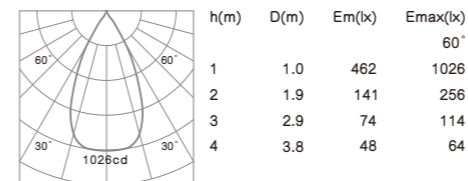
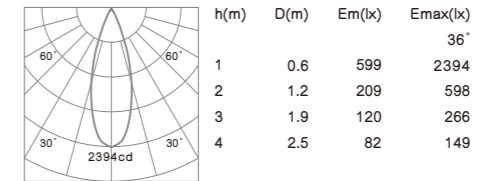
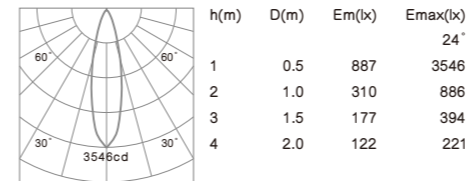
R6925 10W 750lm
 With LED Driver 36V-250mA
 230V-50Hz

NW
 0.42kg



R6925 15W 1060lm
 With LED Driver 36V-350mA
 230V-50Hz

NW
 0.42kg



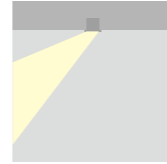
RONO S M



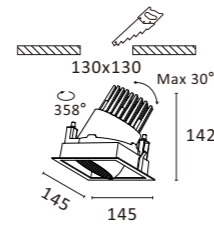
COB LED CRI≥80 IP20 CE RoHS

Mounting frame color: White Silver Black
 Color temperature: 2700K 3000K 4000K
 Beam angle: 15° 24° 36° 60°

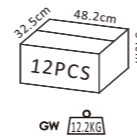
Driver gear for LED:
 Non-Dimmable
 1-10V Dimmable
 DALI Dimmable
 Triac Dimmable



- Housing and mounting frame: Cast aluminum.
- The spot light tilts to a maximum of 0°-30° onto the vertical plane and rotates by 358° onto the horizontal plane.
- Anti-dazzle ring: Plastic black.
- Light source: COB LED with a high efficiency reflector of optical.
- The light can be compatible with emergency battery.



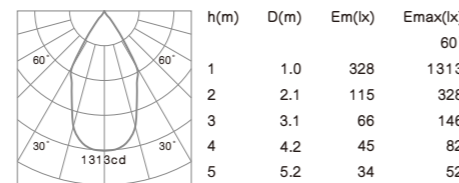
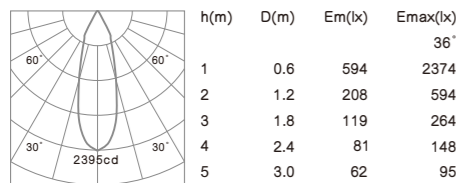
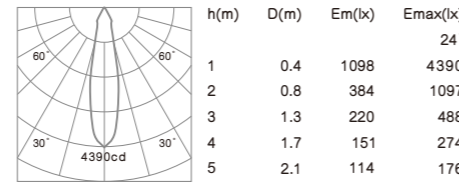
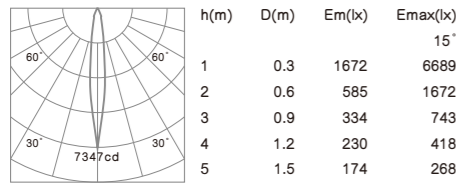
COB LED



GW 12PCS

R6087 15W 1300lm With LED Driver 36V-350mA 230V-50Hz

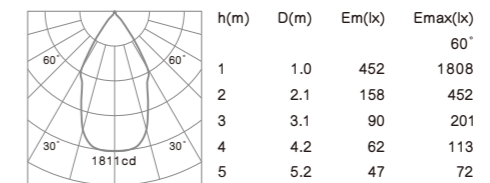
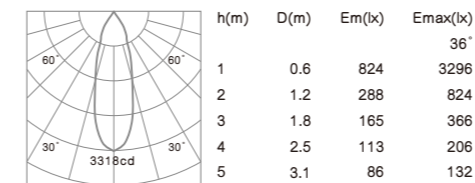
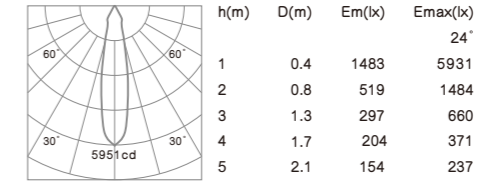
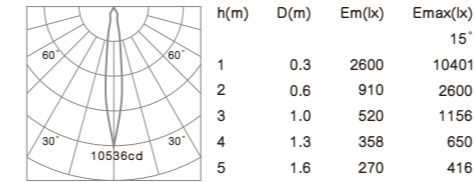
NW
1.14kg



RONO S M

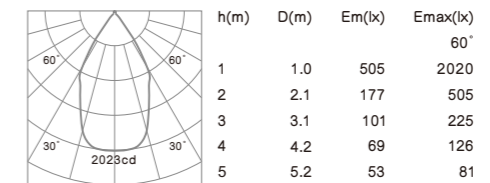
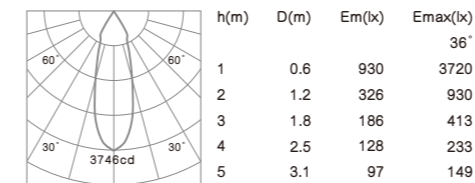
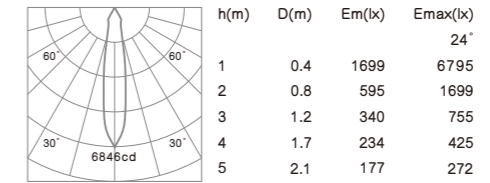
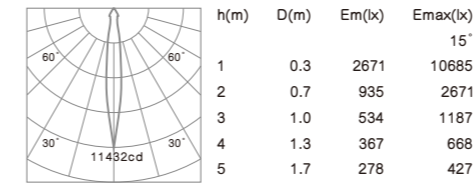
R6087 20W 1700lm With LED Driver 36V-500mA 230V-50Hz

NW
1.14kg



R6087 25W 2000lm With LED Driver 36V-600mA 230V-50Hz

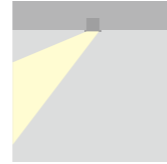
NW
1.14kg



RONO S M

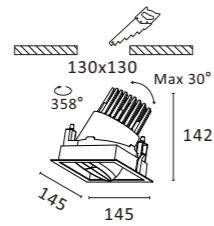


COB LED CRI≥80 IP20 CE RoHS
 Mounting frame color: White Silver Black
 Color temperature: 2700K 3000K 4000K
 Beam angle: 15° 24° 36°

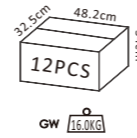


Driver gear for LED:
 Non-Dimmable
 1-10V Dimmable
 DALI Dimmable
 Triac Dimmable

- Housing and mounting frame: Cast aluminum.
- The spot light tilts to a maximum of 0°-30° onto the vertical plane and rotates by 358° onto the horizontal plane.
- Anti-dazzle ring: Plastic black.
- Light source: COB LED with a high efficiency reflector of optical.
- The light can be compatible with emergency battery.



COB LED



R6089 15W 900lm With LED Driver 36V-350mA 230V-50Hz

NW
1.17kg

h(m)	D(m)	Em(lx)	Emax(lx)
1	0.3	1690	6758
2	0.6	591	1689
3	0.9	338	751
4	1.2	232	422
5	1.5	176	270

h(m)	D(m)	Em(lx)	Emax(lx)
1	0.4	960	3838
2	0.7	336	960
3	1.1	192	427
4	1.5	132	240
5	1.8	100	154

h(m)	D(m)	Em(lx)	Emax(lx)
1	0.5	535	2138
2	1.1	187	535
3	1.6	107	238
4	2.2	74	134
5	2.7	56	86

h(m)	D(m)	Em(lx)	Emax(lx)
1	0.4	960	3838
2	0.7	336	960
3	1.1	192	427
4	1.5	132	240
5	1.8	100	154

RONO S M

R6089 20W 1200lm With LED Driver 36V-500mA 230V-50Hz

NW
1.17kg

h(m)	D(m)	Em(lx)	Emax(lx)
1	0.3	2365	9460
2	0.6	828	2365
3	1.0	473	1051
4	1.3	325	591
5	1.6	246	378

h(m)	D(m)	Em(lx)	Emax(lx)
1	0.4	1299	5194
2	0.8	455	1299
3	1.2	260	577
4	1.6	179	325
5	2.0	135	208

h(m)	D(m)	Em(lx)	Emax(lx)
1	0.6	722	2886
2	1.1	253	722
3	1.7	144	321
4	2.2	99	180
5	2.8	75	115

R6089 25W 1400lm With LED Driver 36V-600mA 230V-50Hz

NW
1.17kg

h(m)	D(m)	Em(lx)	Emax(lx)
1	0.3	2660	10640
2	0.6	931	2660
3	1.0	532	1182
4	1.3	366	665
5	1.6	277	426

h(m)	D(m)	Em(lx)	Emax(lx)
1	0.4	1465	5861
2	0.8	513	1465
3	1.2	293	651
4	1.6	201	366
5	2.0	152	234

h(m)	D(m)	Em(lx)	Emax(lx)
1	0.5	829	3317
2	1.0	290	829
3	1.6	166	369
4	2.2	114	207
5	2.7	86	133

h(m)	D(m)	Em(lx)	Emax(lx)
1	0.5	829	3317
2	1.0	290	829
3	1.6	166	369
4	2.2	114	207
5	2.7	86	133

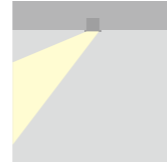
RONO S Invisible L



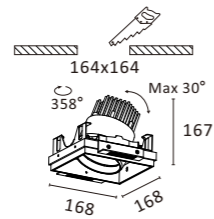
COB LED CRI≥80 IP20 CE RoHS

Mounting frame color: White Silver Black
 Color temperature: 2700K 3000K 4000K
 Beam angle: 15° 24° 36° 60°

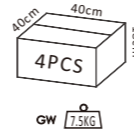
Driver gear for LED:
 Non-Dimmable
 1-10V Dimmable
 DALI Dimmable
 Triac Dimmable



- This fixture has one mounting frame which is made of steel sheet.
- Mounting frame kit: Cast aluminum, for flush-mounting installation in plasterboard ceilings.
- The spot light tilts to a maximum of 0°-30° onto the vertical plane and rotates by 358° onto the horizontal plane.
- Anti-dazzle ring: Plastic black.
- Light source: COB LED with a high efficiency reflector of optical.
- The light can be compatible with emergency battery.

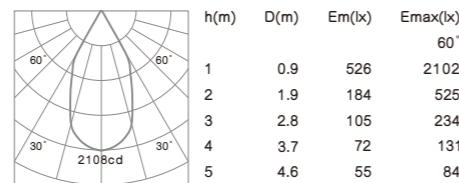
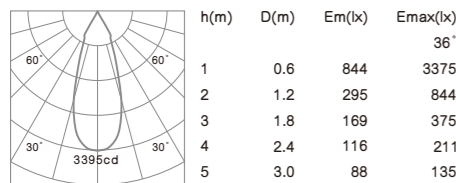
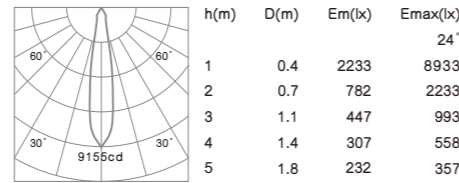
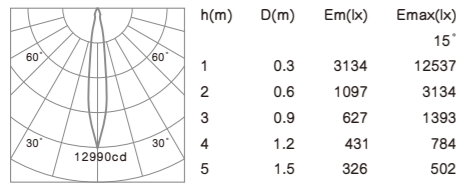


COB LED



R6231 20W 1800lm With LED Driver 36V-500mA 230V-50Hz

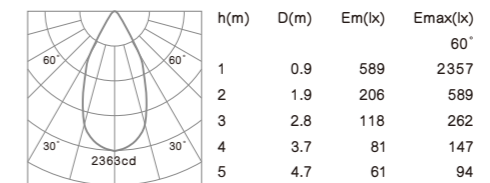
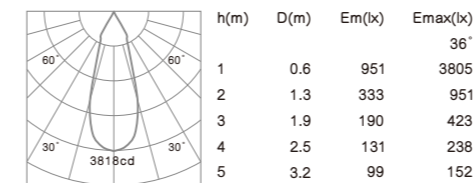
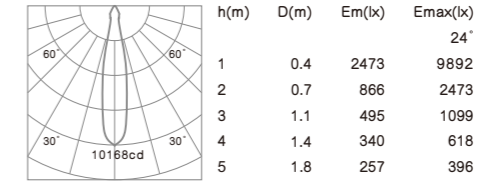
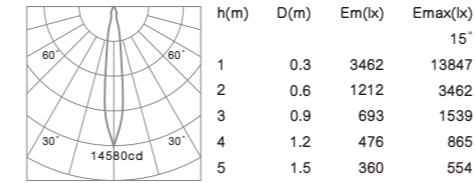
NW
1.40kg



RONO S Invisible L

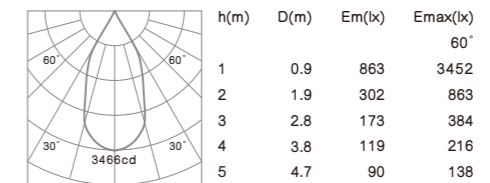
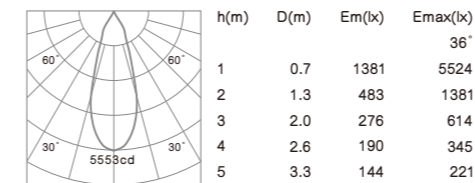
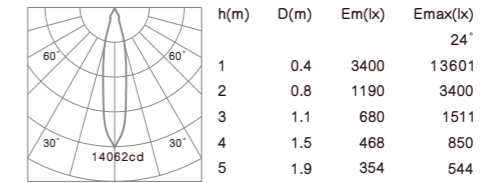
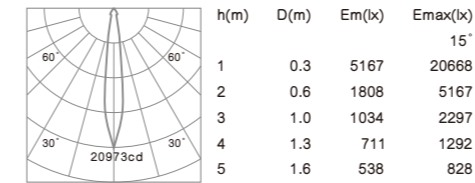
R6231 25W 2100lm With LED Driver 36V-600mA 230V-50Hz

NW
1.40kg



R6231 30W 3000lm With LED Driver 36V-800mA 230V-50Hz

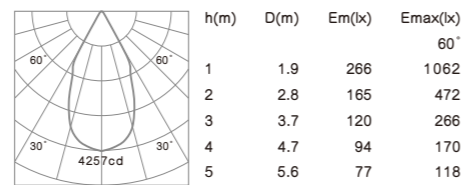
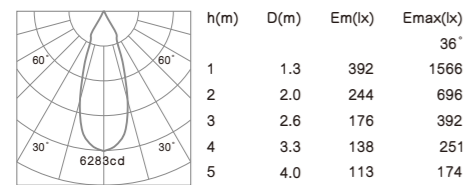
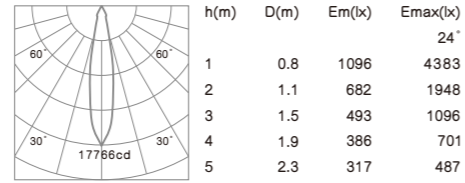
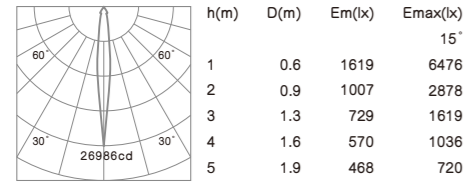
NW
1.40kg



RONO S Invisible L

R6231 40W 3800lm
With LED Driver 36V-1050mA
230V-50Hz

NW
1.40kg



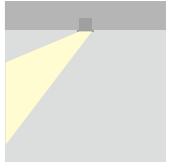
RONO S Invisible LD



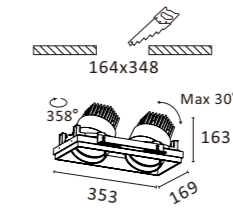
COB LED CRI≥80 IP20 CE RoHS

Mounting frame color: White Silver Black
Color temperature: 2700K 3000K 4000K
Beam angle: 15° 24° 36° 60°

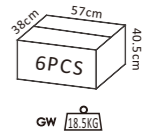
Driver gear for LED: Non-Dimmable
1-10V Dimmable
DALI Dimmable
Triac Dimmable



- This fixture has one mounting frame which is made of steel sheet.
- Mounting frame kit: Cast aluminum, for flush-mounting installation in plasterboard ceilings.
- The spot light tilts to a maximum of 0°-30° onto the vertical plane and rotates by 358° onto the horizontal plane.
- Anti-dazzle ring: Plastic black.
- Light source: COB LED with a high efficiency reflector of optical.
- The light can be compatible with emergency battery.

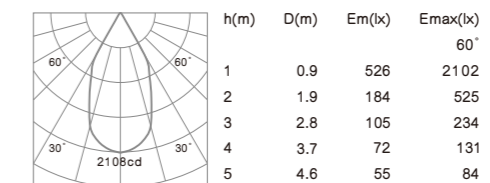
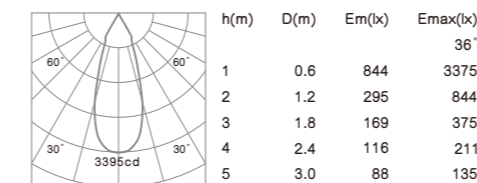
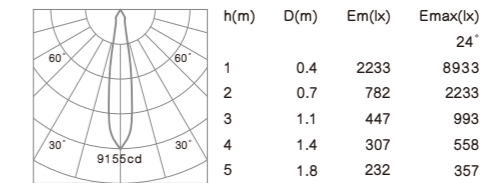
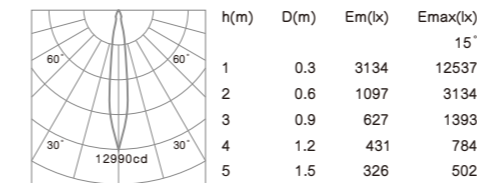


COB LED



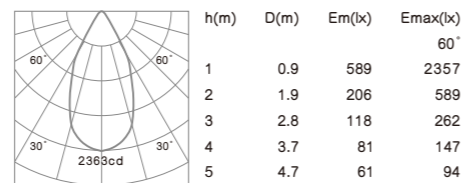
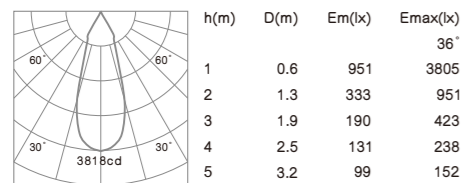
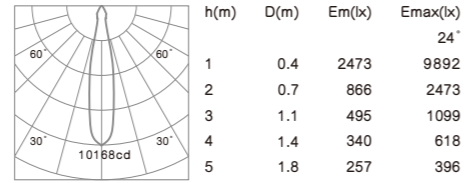
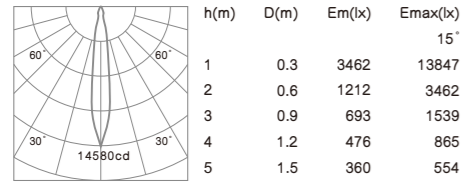
R6232 2x20W 3600lm
With 2 pieces of LED Driver 36V-500mA
230V-50Hz

NW
2.72kg



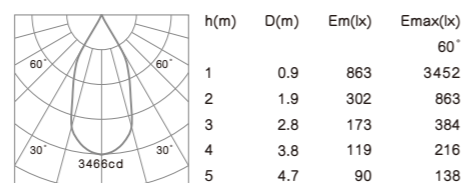
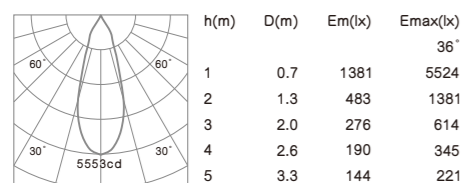
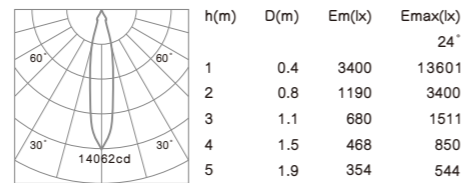
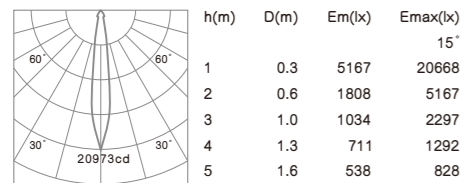
R6232 2x25W 4200lm
With 2 pieces of LED Driver 36V-600mA
230V-50Hz

NW
2,72kg



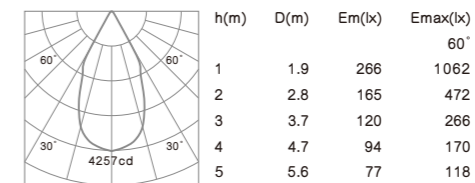
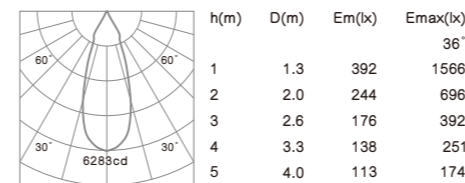
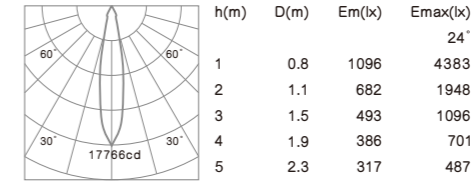
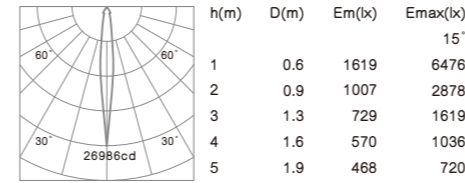
R6232 2x30W 6000lm
With 2 pieces of LED Driver 36V-800mA
230V-50Hz

NW
2,72kg



R6232 2x40W 7600lm
With 2 pieces of LED Driver 36V-1050mA
230V-50Hz

NW
2,72kg



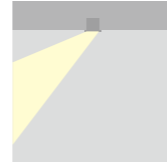
RONO S Invisible LT



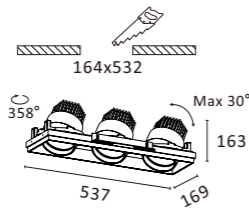
COB LED CRI≥80 IP20 CE RoHS

Mounting frame color: White Silver Black
 Color temperature: 2700K 3000K 4000K
 Beam angle: 15° 24° 36° 60°

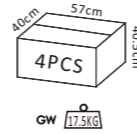
Driver gear for LED:
 Non-Dimmable
 1-10V Dimmable
 DALI Dimmable
 Triac Dimmable



- This fixture has one mounting frame which is made of steel sheet.
- Mounting frame kit: Cast aluminum, for flush-mounting installation in plasterboard ceilings.
- The spot light tilts to a maximum of 0°-30° onto the vertical plane and rotates by 358° onto the horizontal plane.
- Anti-dazzle ring: Plastic black.
- Light source: COB LED with a high efficiency reflector of optical.
- The light can be compatible with emergency battery.



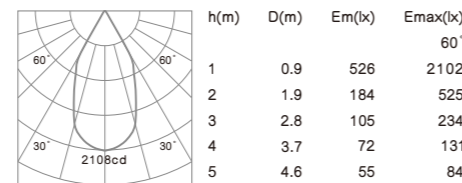
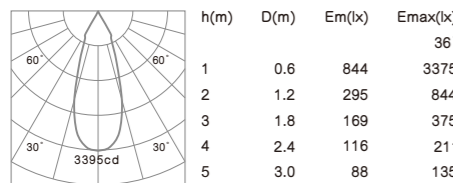
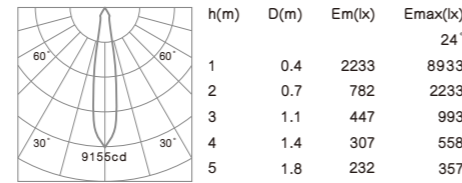
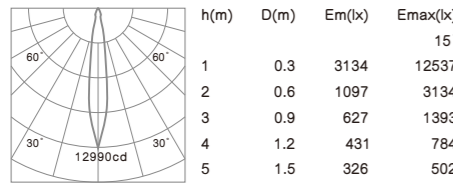
COB LED



R6233 3x20W 5400lm

With 3 pieces of LED Driver 36V-500mA
 230V-50Hz

NW
 3,94kg

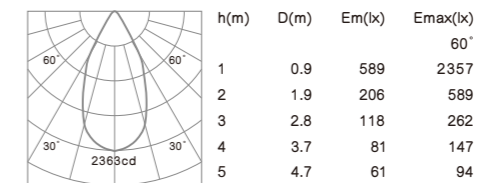
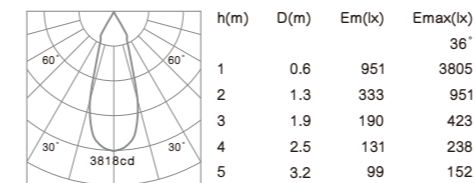
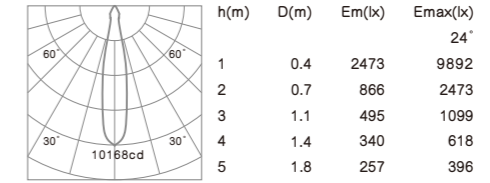
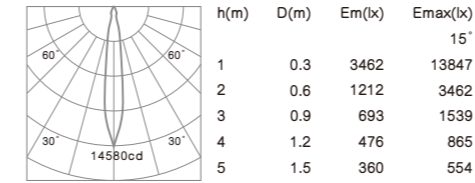


RONO S Invisible LT

R6233 3x25W 6300lm

With 3 pieces of LED Driver 36V-600mA
 230V-50Hz

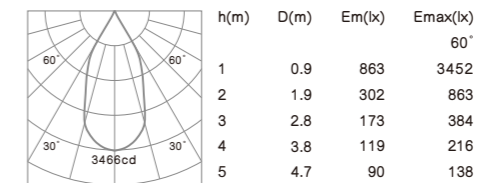
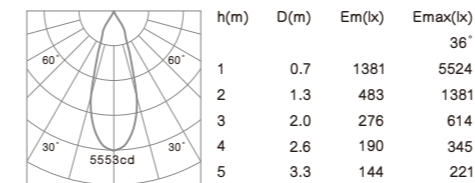
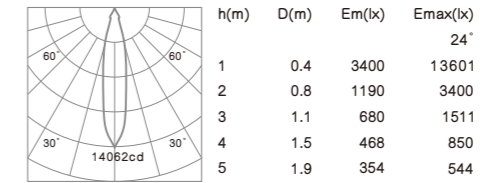
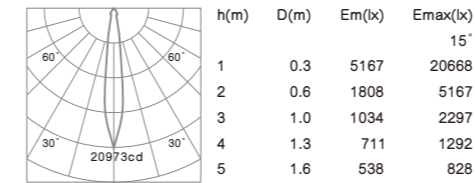
NW
 3,94kg



R6233 3x30W 9000lm

With 3 pieces of LED Driver 36V-800mA
 230V-50Hz

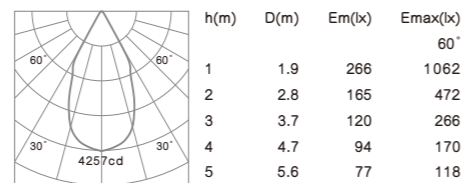
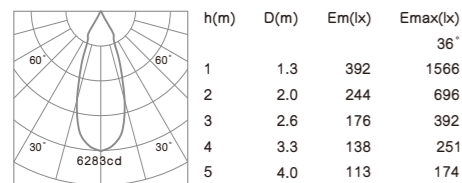
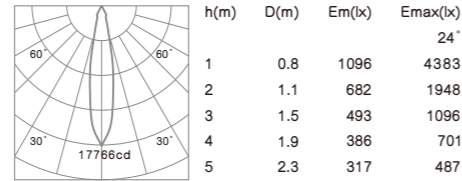
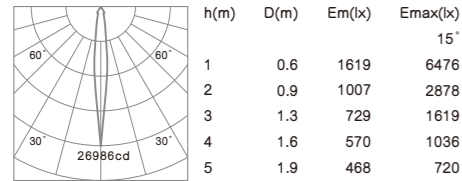
NW
 3,94kg



RONO S Invisible LT

R6233 3x40W 11400lm
With 3 pieces of LED Driver 36V-1050mA
230V-50Hz

NW
3,94kg



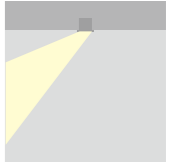
RONO S Visible LS



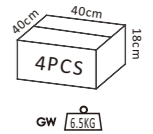
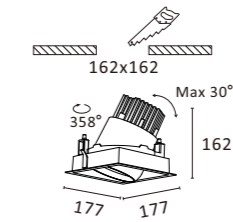
COB LED CRI≥80 IP20 CE RoHS

Mounting frame color: White Silver Black
Color temperature: 2700K 3000K 4000K
Beam angle: 15° 24° 36° 60°

Driver gear for LED: Non-Dimmable
1-10V Dimmable
DALI Dimmable
Triac Dimmable

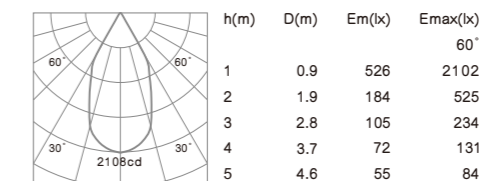
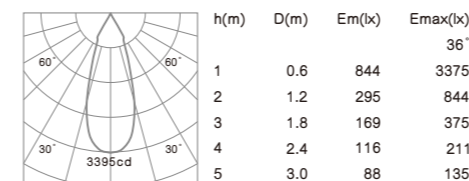
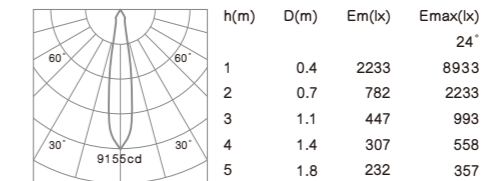
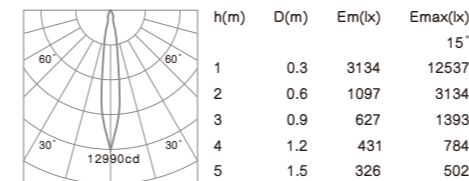


- Housing and mounting frame: Cast aluminum.
- The spot light tilts to a maximum of 0°-30° onto the vertical plane and rotates by 358° onto the horizontal plane.
- Anti-dazzle ring: Plastic black.
- Light source: COB LED with a high efficiency reflector of optical.
- The light can be compatible with emergency battery.



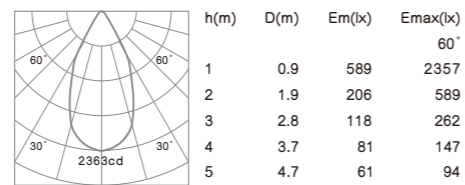
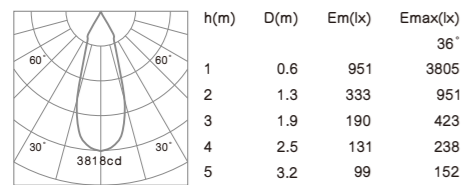
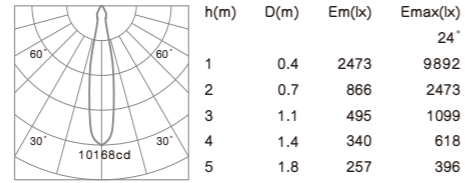
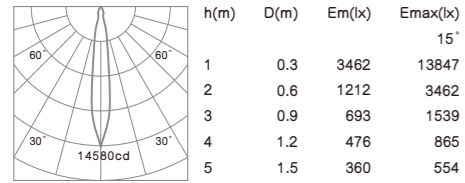
R6235 20W 1800lm
With LED Driver 36V-500mA
230V-50Hz

NW
1,54kg



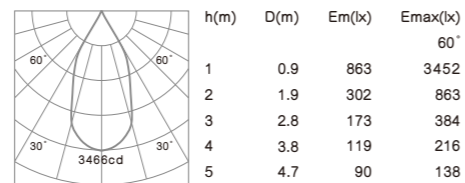
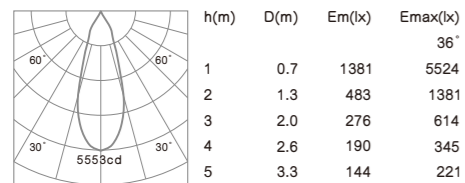
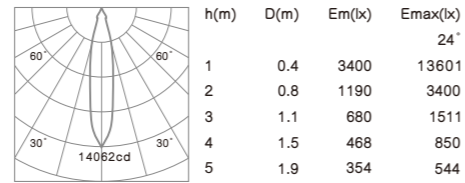
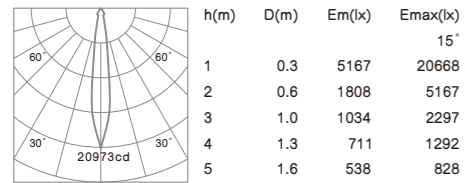
R6235 25W 2100lm
With LED Driver 36V-600mA
230V-50Hz

NW
1.54kg



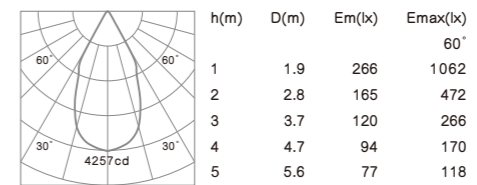
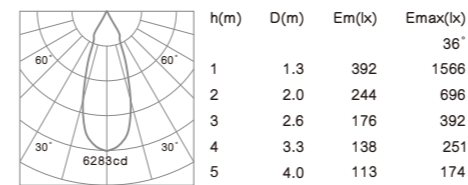
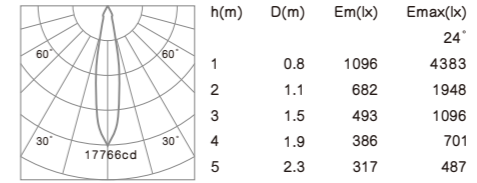
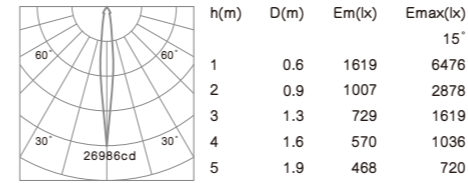
R6235 30W 3000lm
With LED Driver 36V-800mA
230V-50Hz

NW
1.54kg



R6235 40W 3800lm
With LED Driver 36V-1050mA
230V-50Hz

NW
1.54kg

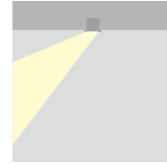


RONO S Visible LD

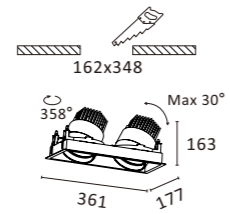


COB LED CRI≥80 IP20 CE RoHS
 Mounting frame color: White Silver Black
 Color temperature: 2700K 3000K 4000K
 Beam angle: 15° 24° 36° 60°

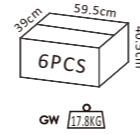
Driver gear for LED:
 Non-Dimmable
 1-10V Dimmable
 DALI Dimmable
 Triac Dimmable



- Housing and mounting frame: Cast aluminum.
- The spot light tilts to a maximum of 0°-30° onto the vertical plane and rotates by 358° onto the horizontal plane.
- Anti-dazzle ring: Plastic black.
- Light source: COB LED with a high efficiency reflector of optical.
- The light can be compatible with emergency battery.



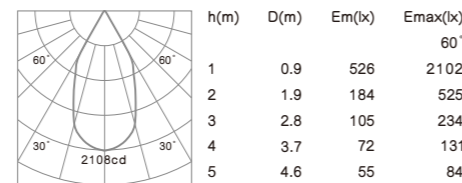
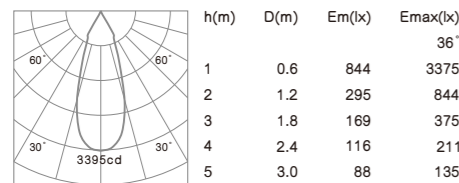
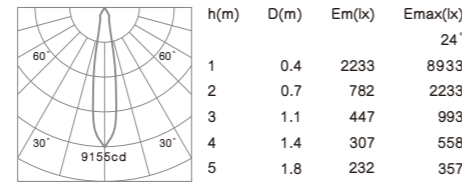
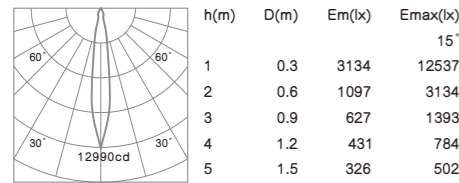
COB LED



R6236 2x20W 3600lm

With 2 pieces of LED Driver 36V-500mA
 230V-50Hz

NW
 2.93kg

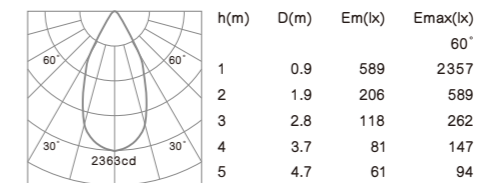
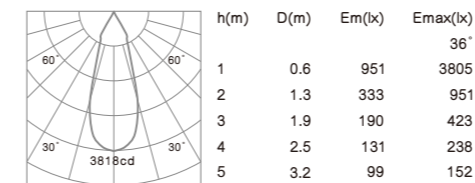
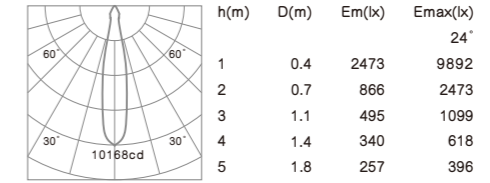
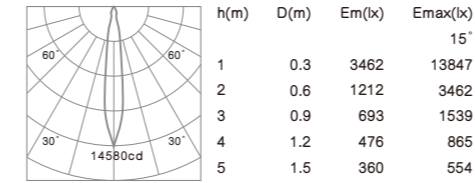


RONO S Visible LD

R6236 2x25W 4200lm

With 2 pieces of LED Driver 36V-600mA
 230V-50Hz

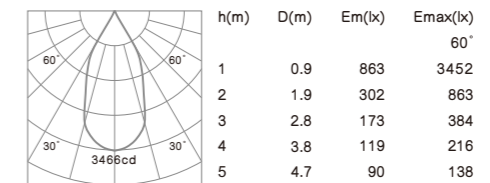
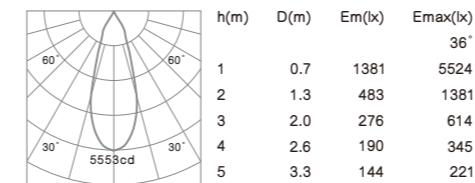
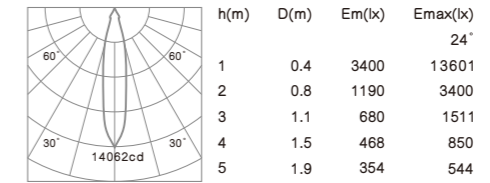
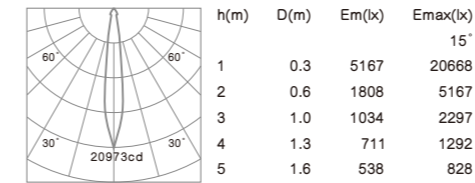
NW
 2.93kg



R6236 2x30W 6000lm

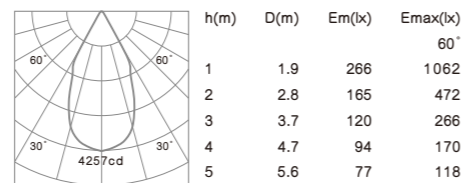
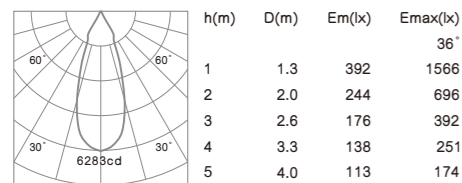
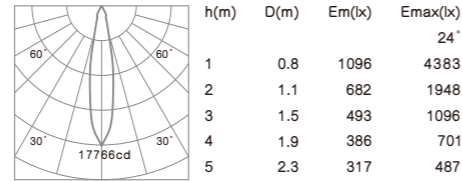
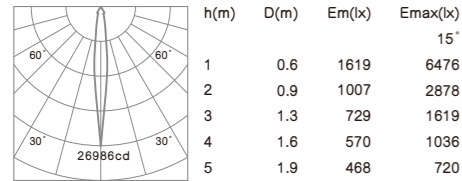
With 2 pieces of LED Driver 36V-800mA
 230V-50Hz

NW
 2.93kg



R6236 2x40W 7600lm
With 2 pieces of LED Driver 36V-1050mA
230V-50Hz

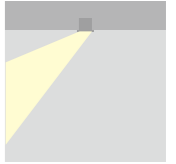
NW
2.93kg



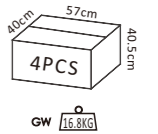
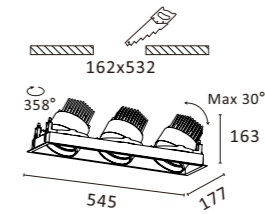
COB LED CRI≥80 IP20 CE RoHS

Mounting frame color: White Silver Black
Color temperature: 2700K 3000K 4000K
Beam angle: 15° 24° 36° 60°

Driver gear for LED: Non-Dimmable
1-10V Dimmable
DALI Dimmable
Triac Dimmable

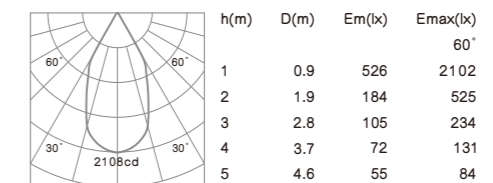
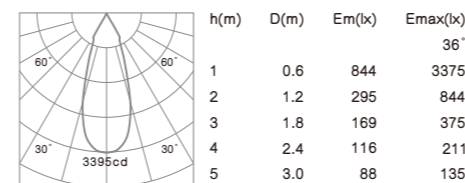
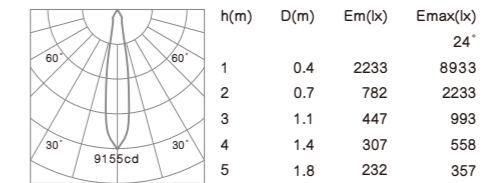
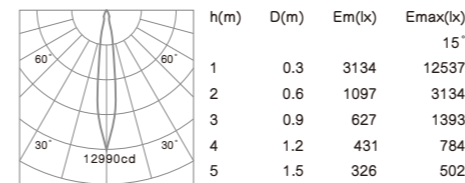


- Housing and mounting frame: Cast aluminum.
- The spot light tilts to a maximum of 0°-30° onto the vertical plane and rotates by 358° onto the horizontal plane.
- Anti-dazzle ring: Plastic black.
- Light source: COB LED with a high efficiency reflector of optical.
- The light can be compatible with emergency battery.



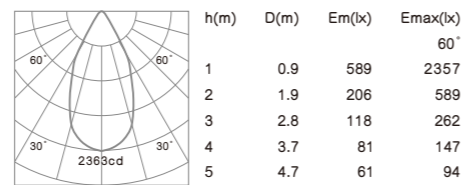
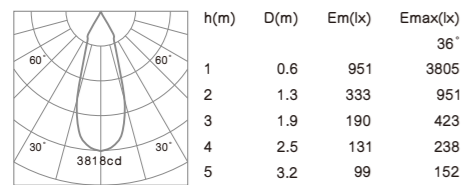
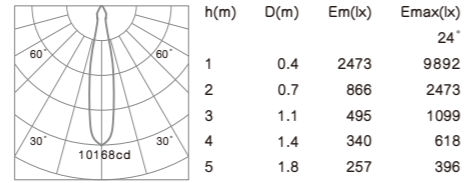
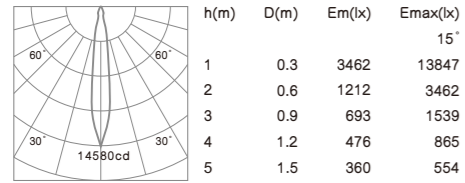
R6237 3x20W 5400lm
With 3 pieces of LED Driver 36V-500mA
230V-50Hz

NW
4.23kg



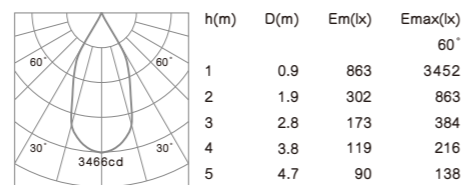
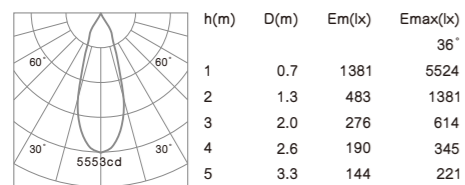
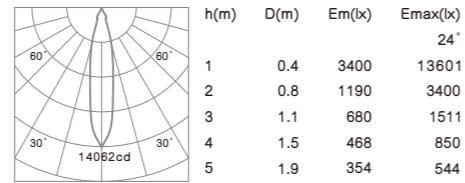
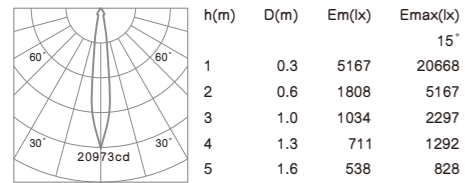
R6237 3x25W 6300lm
With 3 pieces of LED Driver 36V-600mA
230V-50Hz

NW
4.23kg



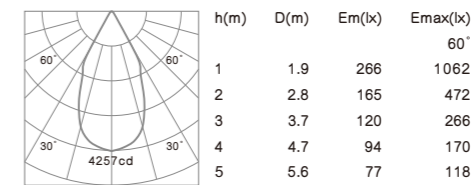
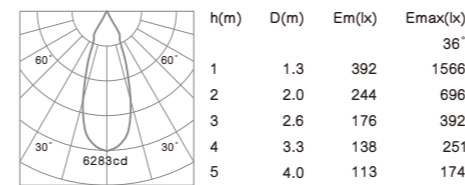
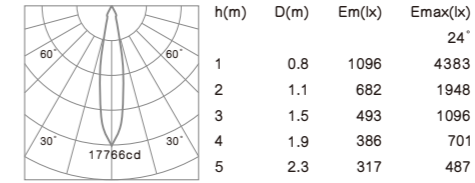
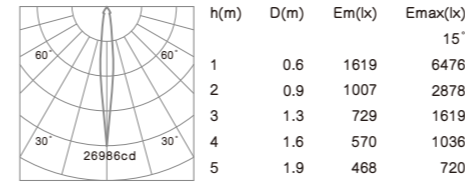
R6237 3x30W 9000lm
With 3 pieces of LED Driver 36V-800mA
230V-50Hz

NW
4.23kg



R6237 3x40W 11400lm
With 3 pieces of LED Driver 36V-1050mA
230V-50Hz

NW
4.23kg



FUTW



FUTW



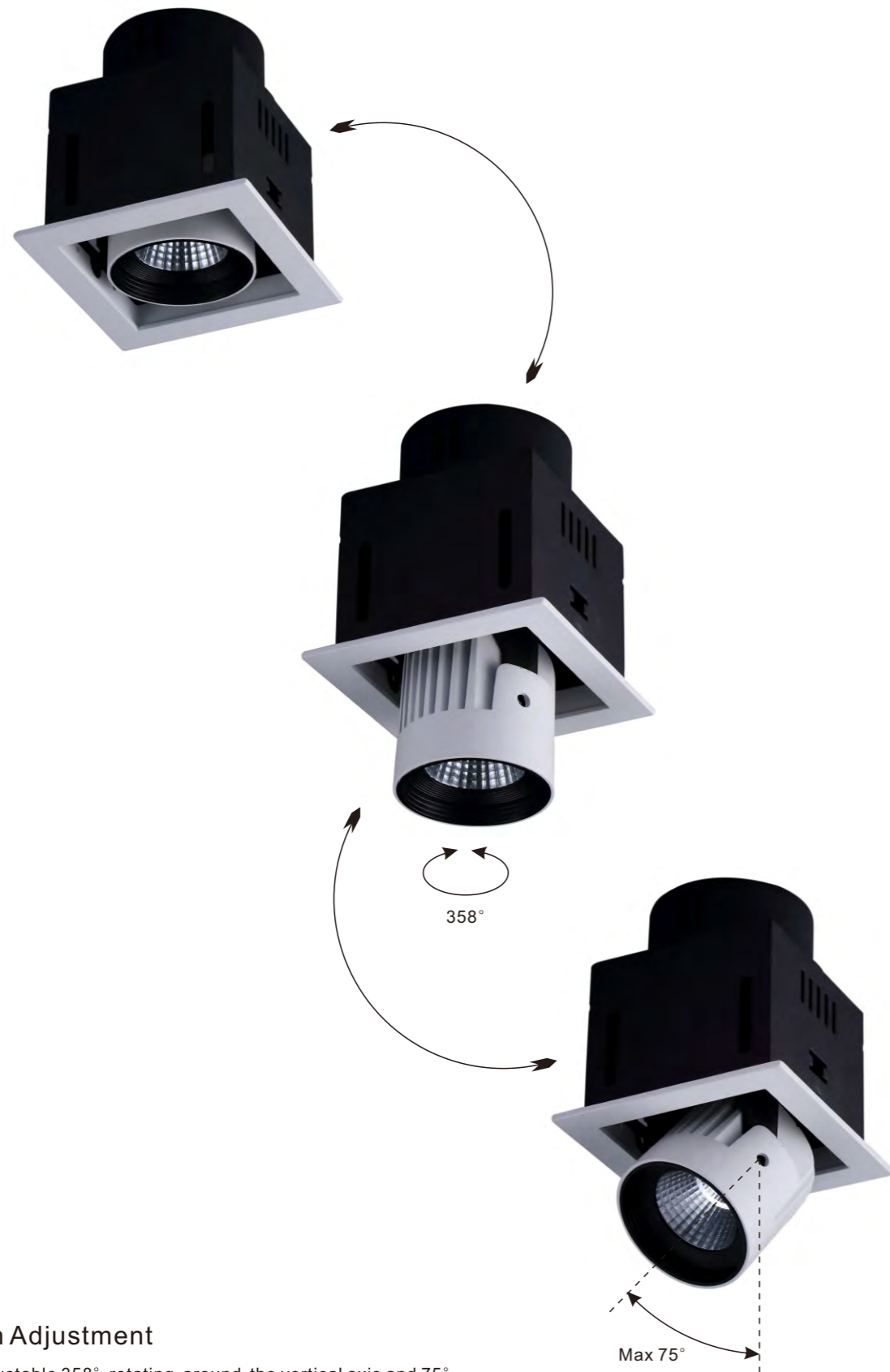
Installed

- 1/ Cut a hole
- 2/ Install the trimless mounting frame in the hole



- 3/ Insert the lamp and tighten the screws

FUTW



Direction Adjustment

Spotlight adjustable 358° rotating around the vertical axis and 75° rotating around the horizontal axis.

FUTW





FUTW

Invisible



□ 110x110mm 10W 15W 20W

P297



□ 215x110mm 2x10W 2x15W 2x20W

P299



□ 307x110mm 3x10W 3x15W 3x20W

P301

Visible



∅ 110mm 10W 15W 20W

P303



□ 118x118mm 10W 15W 20W

P305



□ 224x118mm 2x10W 2x15W 2x20W

P307



□ 315x118mm 3x10W 3x15W 3x20W

P309

FUTW

Surface-mounted



∅ 125x165mm 10W 15W 20W


P311



□ 120x120x165mm 10W 15W 20W

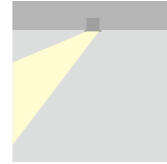
P313

FUTW Invisible



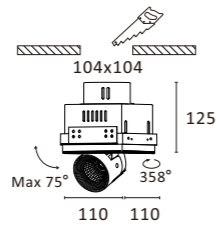
COB LED CRI≥80 IP20 CE RoHS

Mounting frame color: White Silver Black
 Color temperature: 2700K 3000K 4000K
 Beam angle: 15° 24° 36° 60°

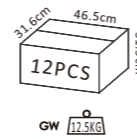


Driver gear for LED:
 Non-Dimmable
 1-10V Dimmable
 DALI Dimmable
 Triac Dimmable

- Housing and bracket: Cast aluminum + steel sheet.
- Spotlight adjustable 358° rotating around the vertical axis and 75° rotating around the horizontal axis.
- Anti-dazzle ring: Plastic black.
- Light spot pipe is available, which could make the light more soft and more perfect.
- Light source: COB LED with a high efficiency reflector of optical.
- The light can be compatible with emergency battery.
- Mounting fixed kit: Cast aluminum, for flush-mounting installation in plasterboard ceilings.

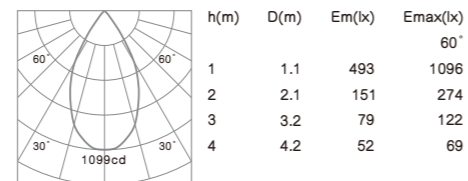
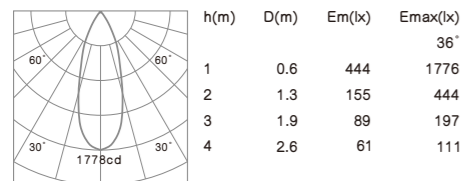
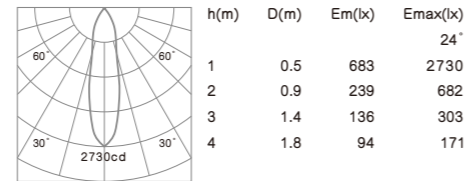
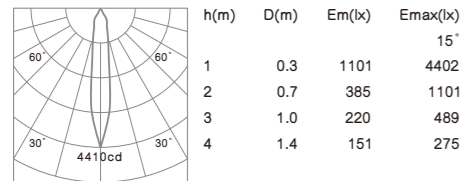


COB LED



R6360 10W 1050lm With LED Driver 36V-250mA 230V-50Hz

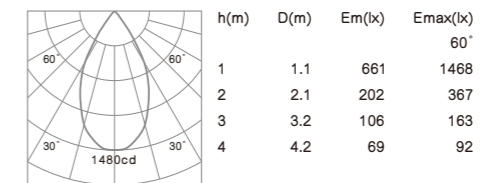
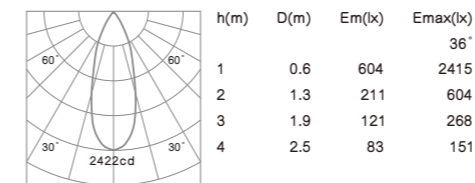
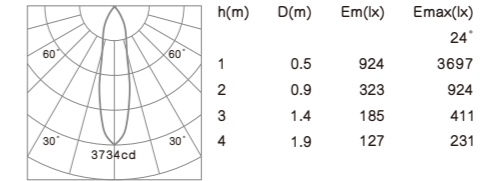
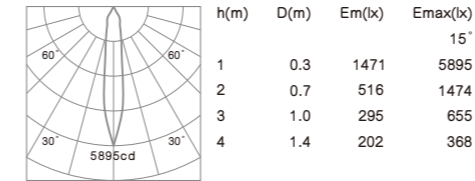
NW
0.90kg



FUTW Invisible

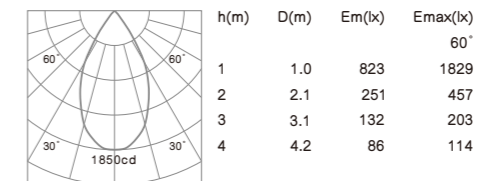
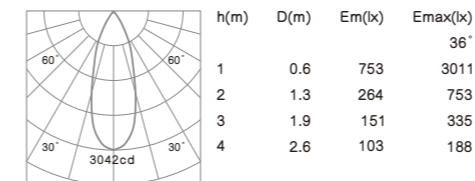
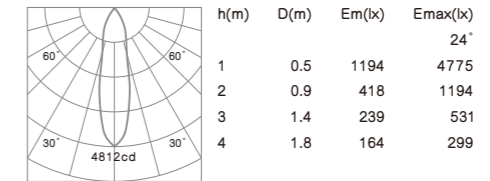
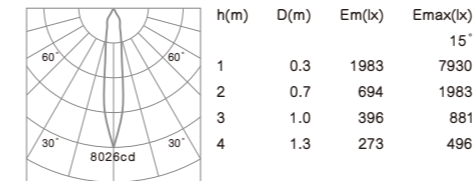
R6360 15W 1370lm With LED Driver 36V-350mA 230V-50Hz

NW
0.90kg



R6360 20W 1850lm With LED Driver 36V-500mA 230V-50Hz

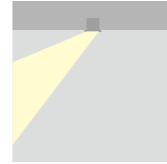
NW
0.90kg



FUTW Invisible

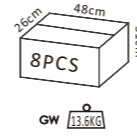
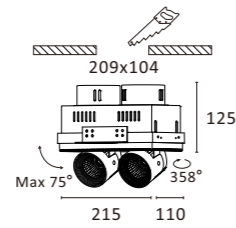


COB LED CRI≥80 IP20 CE RoHS
 Mounting frame color: White Silver Black
 Color temperature: 2700K 3000K 4000K
 Beam angle: 15° 24° 36° 60°



Driver gear for LED:
 Non-Dimmable
 1-10V Dimmable
 DALI Dimmable
 Triac Dimmable

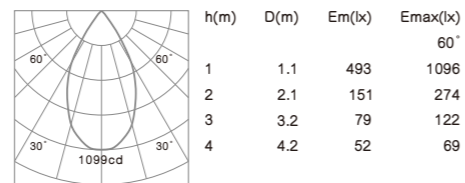
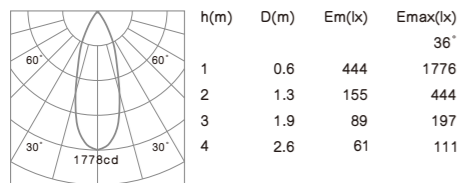
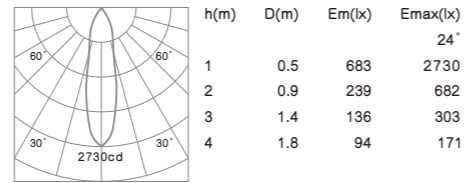
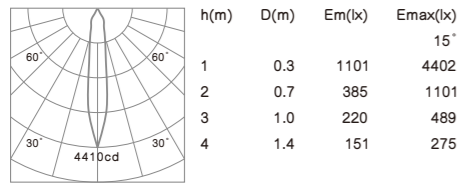
- Housing and bracket: Cast aluminum + steel sheet.
- Spotlight adjustable 358° rotating around the vertical axis and 75° rotating around the horizontal axis.
- Anti-dazzle ring: Plastic black.
- Light spot pipe is available, which could make the light more soft and more perfect.
- Light source: COB LED with a high efficiency reflector of optical.
- The light can be compatible with emergency battery.
- Mounting fixed kit: Cast aluminum, for flush-mounting installation in plasterboard ceilings.



R6361 2x10W 2100lm

With 2 pieces of LED Driver 36V-250mA
 230V-50Hz

NW
 1.50kg

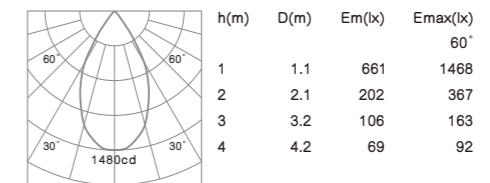
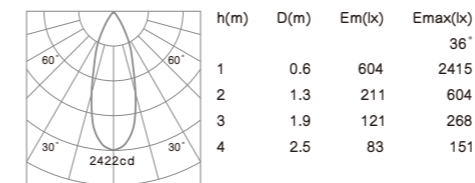
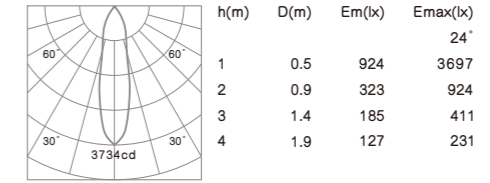
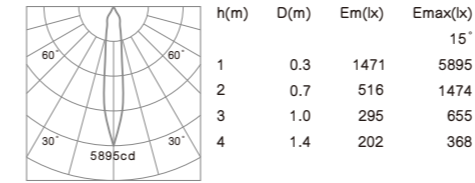


FUTW Invisible

R6361 2x15W 2740lm

With 2 pieces of LED Driver 36V-350mA
 230V-50Hz

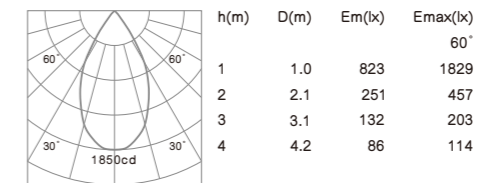
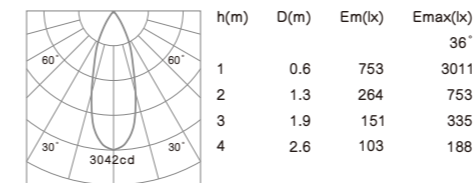
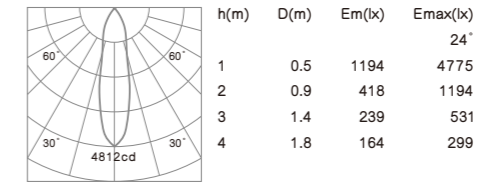
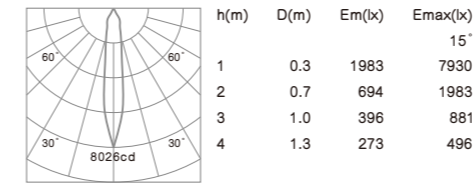
NW
 1.50kg



R6361 2x20W 3700lm

With 2 pieces of LED Driver 36V-500mA
 230V-50Hz

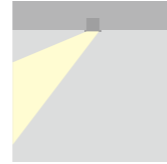
NW
 1.50kg



FUTW Invisible

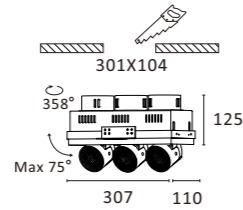


COB LED CRI≥80 IP20 CE RoHS
 Mounting frame color: White Silver Black
 Color temperature: 2700K 3000K 4000K
 Beam angle: 15° 24° 36° 60°

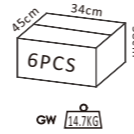


Driver gear for LED:
 Non-Dimmable
 1-10V Dimmable
 DALI Dimmable
 Triac Dimmable

- Housing and bracket: Cast aluminum + steel sheet.
- Spotlight adjustable 358° rotating around the vertical axis and 75° rotating around the horizontal axis.
- Anti-dazzle ring: Plastic black.
- Light spot pipe is available, which could make the light more soft and more perfect.
- Light source: COB LED with a high efficiency reflector of optical.
- The light can be compatible with emergency battery.
- Mounting fixed kit: Cast aluminum, for flush-mounting installation in plasterboard ceilings.



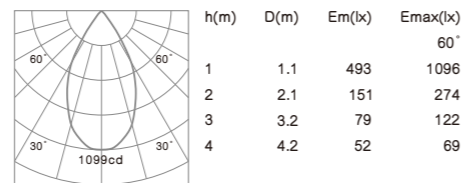
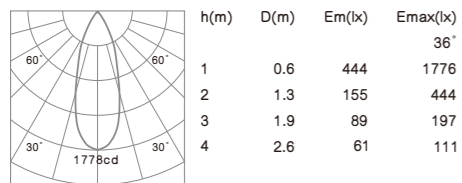
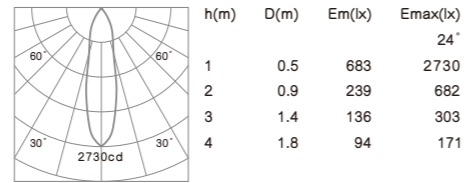
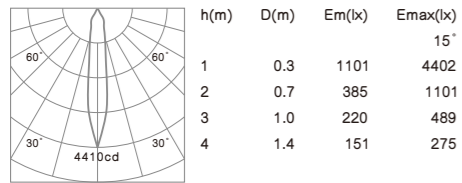
COB LED



R6362 3x10W 3150lm

With 3 pieces of LED Driver 36V-250mA
 230V-50Hz

NW
 2.19kg

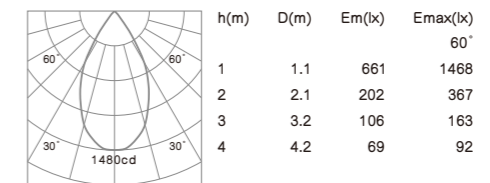
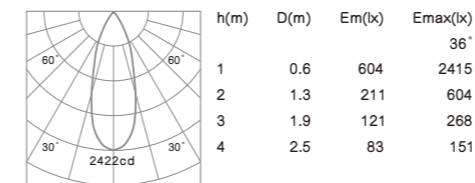
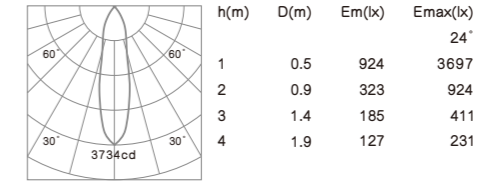
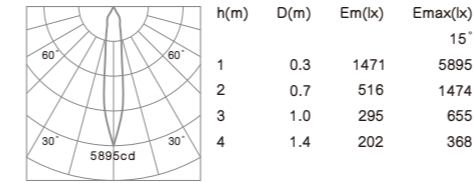


FUTW Invisible

R6362 3x15W 4110lm

With 3 pieces of LED Driver 36V-350mA
 230V-50Hz

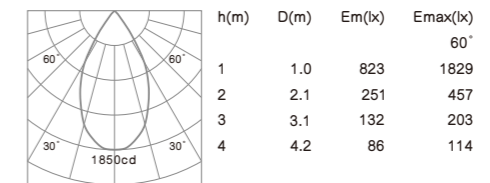
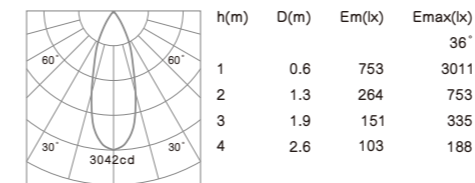
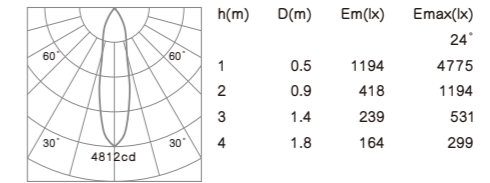
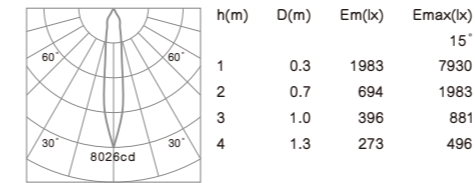
NW
 2.19kg



R6362 3x20W 5550lm

With 3 pieces of LED Driver 36V-500mA
 230V-50Hz

NW
 2.19kg

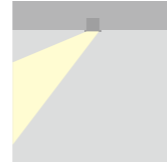


FUTW Visible

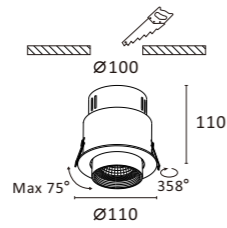


COB LED CRI≥80 IP20 CE RoHS
 Mounting frame color: White Silver Black
 Color temperature: 2700K 3000K 4000K
 Beam angle: 15° 24° 36° 60°

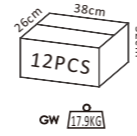
Driver gear for LED:
 Non-Dimmable
 1-10V Dimmable
 DALI Dimmable
 Triac Dimmable



- Housing and bracket: Cast aluminum + steel sheet.
- Spotlight adjustable 358° rotating around the vertical axis and 75° rotating around the horizontal axis.
- Mounting ring: Pure aluminum.
- Anti-dazzle ring: Plastic black.
- Light spot pipe is available, which could make the light more soft and more perfect.
- Light source: COB LED with a high efficiency reflector of optical.
- The light can be compatible with emergency battery.

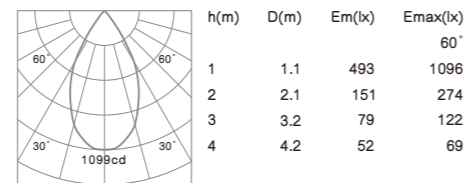
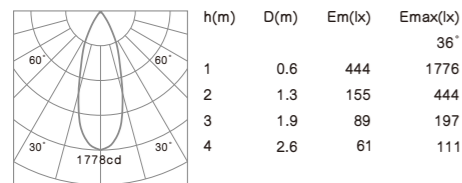
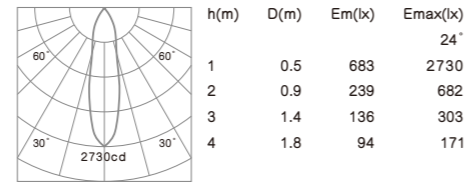
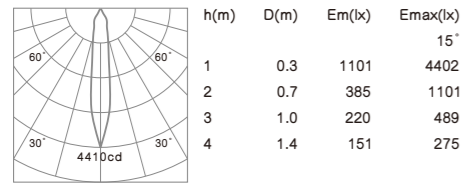


COB LED



R6295 10W 1050lm With LED Driver 36V-250mA 230V-50Hz

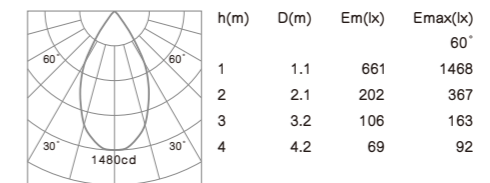
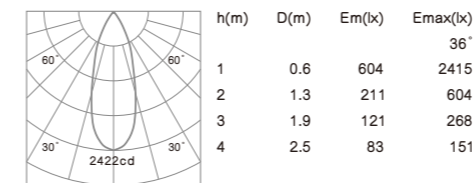
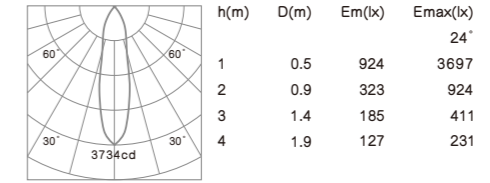
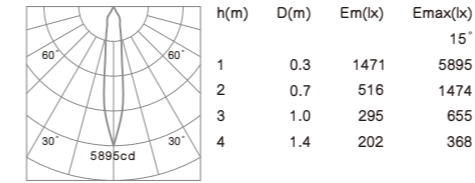
NW
0.64kg



FUTW Visible

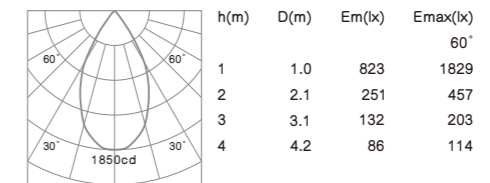
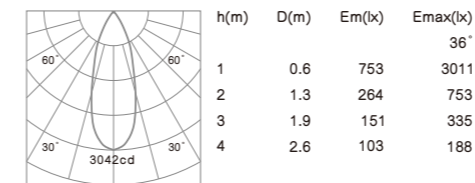
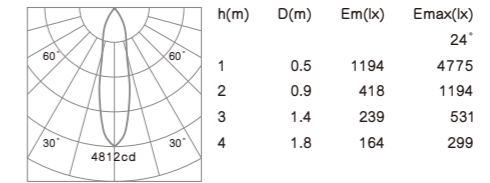
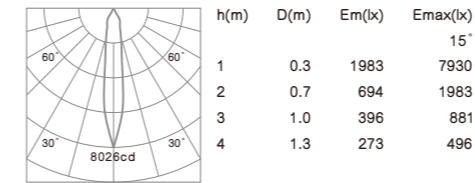
R6295 15W 1370lm With LED Driver 36V-350mA 230V-50Hz

NW
0.64kg



R6295 20W 1850lm With LED Driver 36V-500mA 230V-50Hz

NW
0.64kg

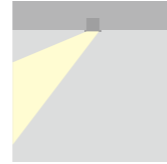


FUTW Visible

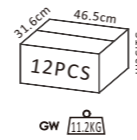
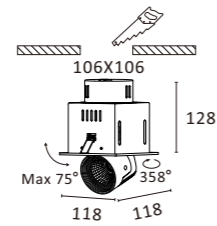


COB LED CRI≥80 IP20 CE RoHS
 Mounting frame color: White Silver Black
 Color temperature: 2700K 3000K 4000K
 Beam angle: 15° 24° 36° 60°

Driver gear for LED:
 Non-Dimmable
 1-10V Dimmable
 DALI Dimmable
 Triac Dimmable

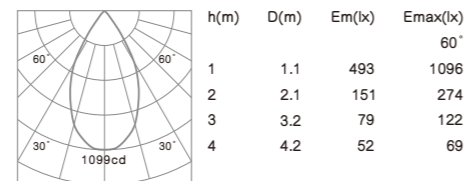
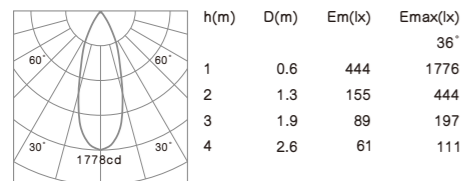
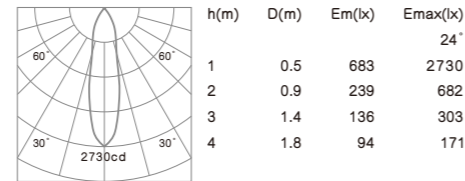
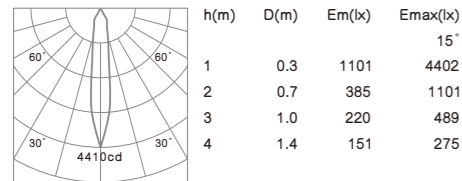


- Housing and bracket: Cast aluminum + steel sheet.
- Spotlight adjustable 358° rotating around the vertical axis and 75° rotating around the horizontal axis.
- Mounting ring: Pure aluminum.
- Anti-dazzle ring: Plastic black.
- Light spot pipe is available, which could make the light more soft and more perfect.
- Light source: COB LED with a high efficiency reflector of optical.
- The light can be compatible with emergency battery.



R6363 10W 1050lm With LED Driver 36V-250mA 230V-50Hz

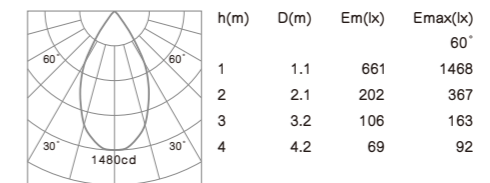
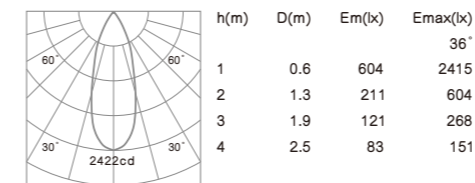
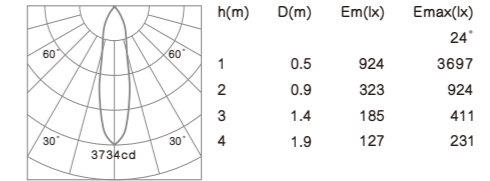
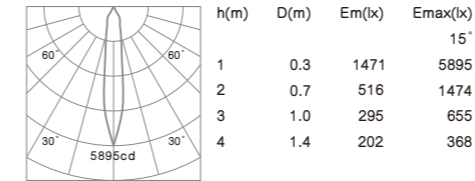
NW
0.79kg



FUTW Visible

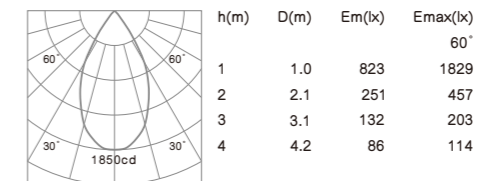
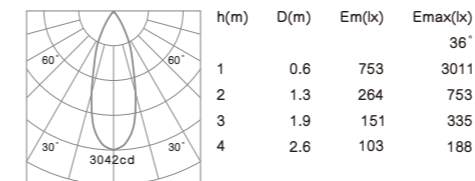
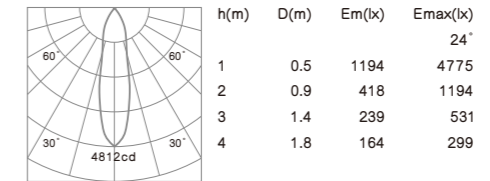
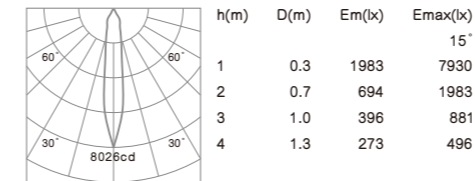
R6363 15W 1370lm With LED Driver 36V-350mA 230V-50Hz

NW
0.79kg



R6363 20W 1850lm With LED Driver 36V-500mA 230V-50Hz

NW
0.79kg

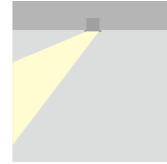


FUTW Visible

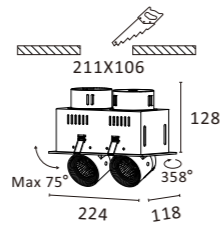


COB LED CRI≥80 IP20 CE RoHS
 Mounting frame color: White Silver Black
 Color temperature: 2700K 3000K 4000K
 Beam angle: 15° 24° 36° 60°

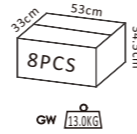
Driver gear for LED:
 Non-Dimmable
 1-10V Dimmable
 DALI Dimmable
 Triac Dimmable



- Housing and bracket: Cast aluminum + steel sheet.
- Spotlight adjustable 358° rotating around the vertical axis and 75° rotating around the horizontal axis.
- Mounting ring: Pure aluminum.
- Anti-dazzle ring: Plastic black.
- Light spot pipe is available, which could make the light more soft and more perfect.
- Light source: COB LED with a high efficiency reflector of optical.
- The light can be compatible with emergency battery.



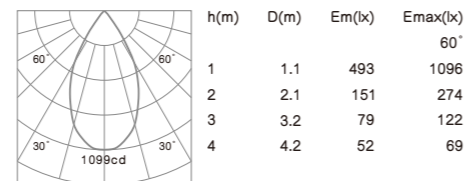
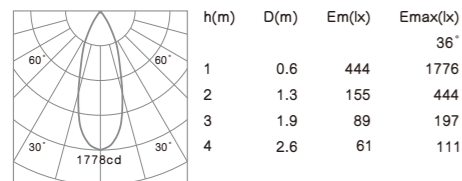
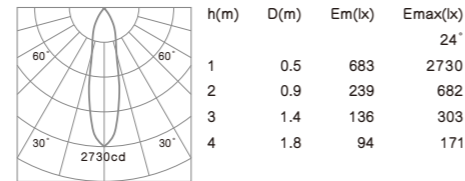
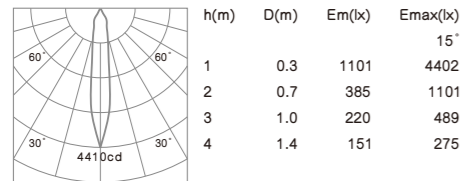
COB LED



R6364 2x10W 2100lm

With 2 pieces of LED Driver 36V-250mA
 230V-50Hz

NW
 1.42kg

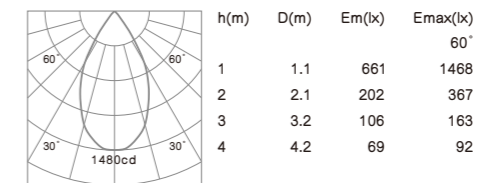
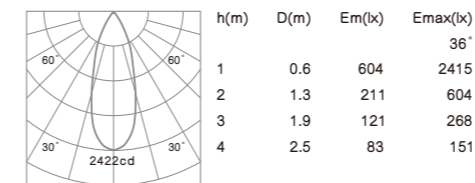
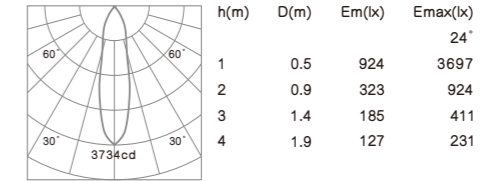
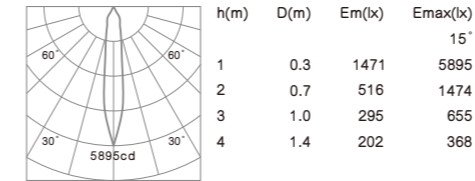


FUTW Visible

R6364 2x15W 2740lm

With 2 pieces of LED Driver 36V-350mA
 230V-50Hz

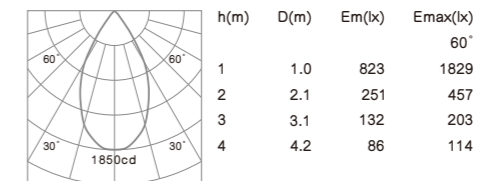
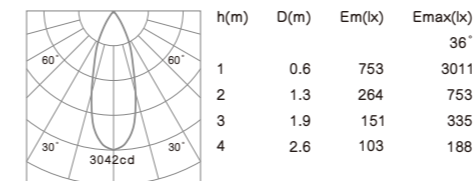
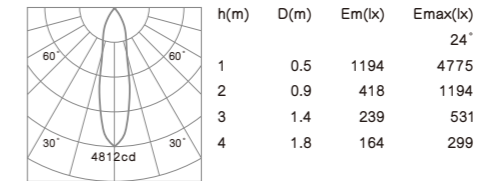
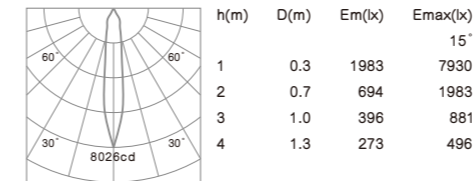
NW
 1.42kg



R6364 2x20W 3700lm

With 2 pieces of LED Driver 36V-500mA
 230V-50Hz

NW
 1.42kg



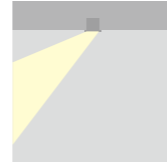
FUTW Visible



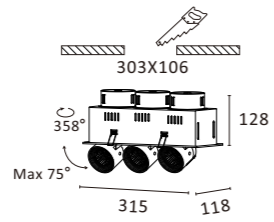
COB LED CRI≥80 IP20 CE RoHS

Mounting frame color: White Silver Black
 Color temperature: 2700K 3000K 4000K
 Beam angle: 15° 24° 36° 60°

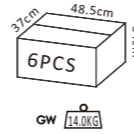
Driver gear for LED:
 Non-Dimmable
 1-10V Dimmable
 DALI Dimmable
 Triac Dimmable



- Housing and bracket: Cast aluminum + steel sheet.
- Spotlight adjustable 358° rotating around the vertical axis and 75° rotating around the horizontal axis.
- Mounting ring: Pure aluminum.
- Anti-dazzle ring: Plastic black.
- Light spot pipe is available, which could make the light more soft and more perfect.
- Light source: COB LED with a high efficiency reflector of optical.
- The light can be compatible with emergency battery.



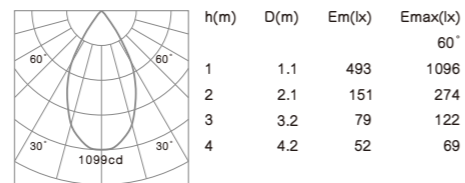
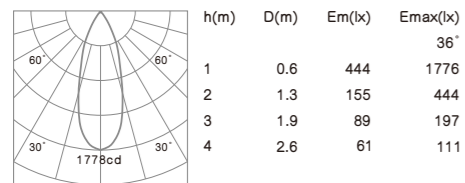
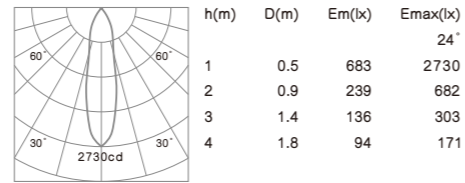
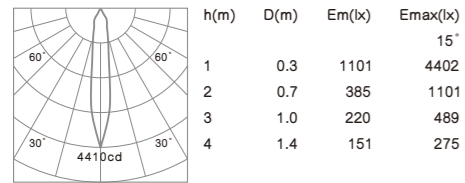
COB LED



R6365 3x10W 3150lm

With 3 pieces of LED Driver 36V-250mA
 230V-50Hz

NW
 2.05kg

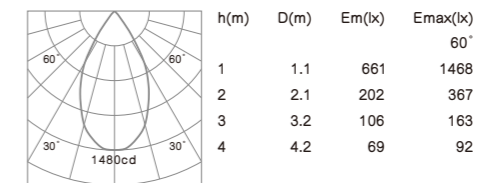
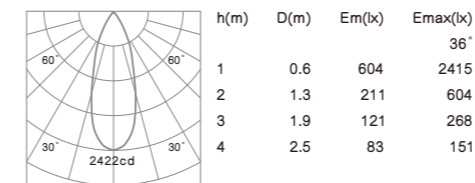
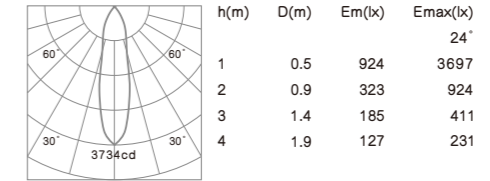
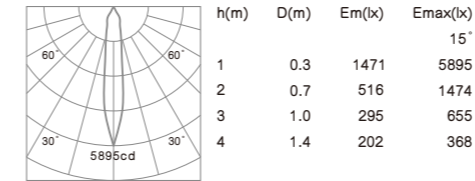


FUTW Visible

R6365 3x15W 4110lm

With 3 pieces of LED Driver 36V-350mA
 230V-50Hz

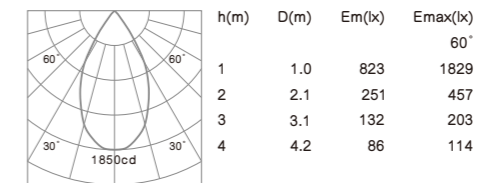
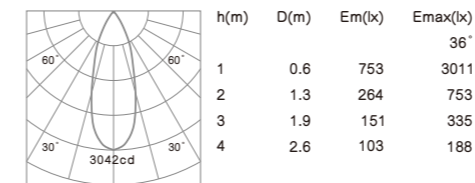
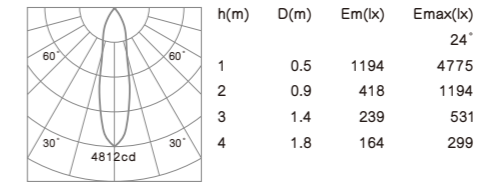
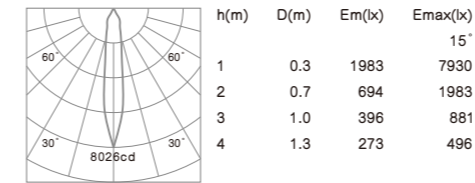
NW
 2.05kg



R6365 3x20W 5550lm

With 3 pieces of LED Driver 36V-500mA
 230V-50Hz

NW
 2.05kg



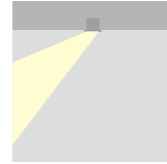
FUTW Surface-mounted



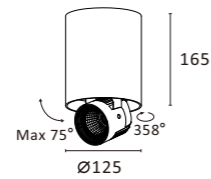
COB LED CRI≥80 IP20 CE RoHS

Housing color: White Silver Black
 Color temperature: 2700K 3000K 4000K
 Beam angle: 15° 24° 36° 60°

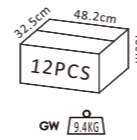
Driver gear for LED:
 Non-Dimmable
 1-10V Dimmable
 DALI Dimmable
 Triac Dimmable



- Housing and bracket: Cast aluminum + steel sheet.
- Spotlight adjustable 358° rotating around the vertical axis and 75° rotating around the horizontal axis.
- Mounting ring: Pure aluminum.
- Anti-dazzle ring: Plastic black.
- Light spot pipe is available, which could make the light more soft and more perfect.
- Light source: COB LED with a high efficiency reflector of optical.

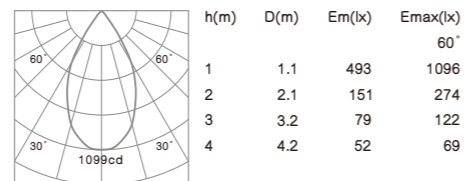
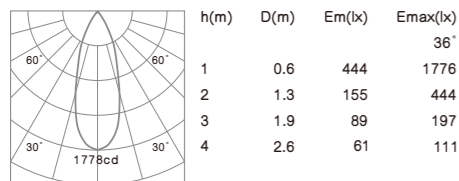
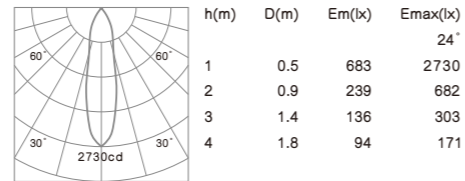
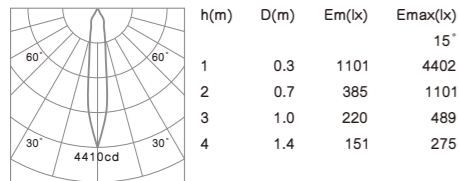


COB LED



C6047 10W 1050lm With LED Driver 36V-250mA 230V-50Hz

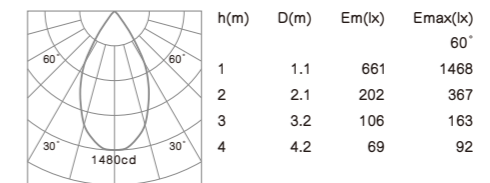
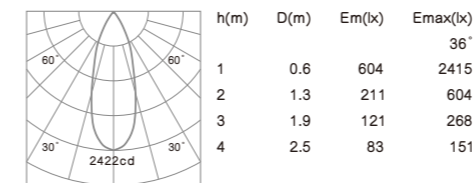
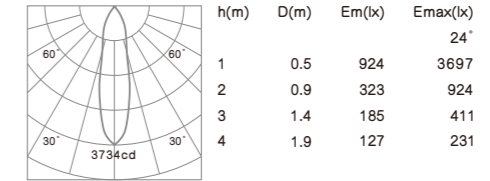
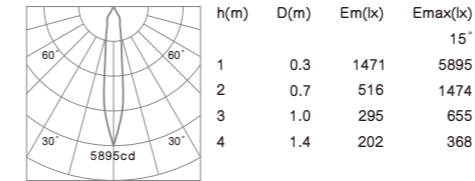
NW
1.33kg



FUTW Surface-mounted

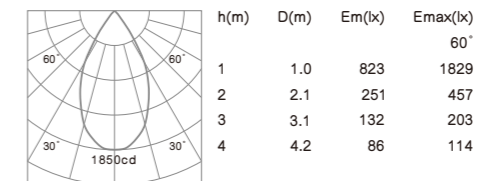
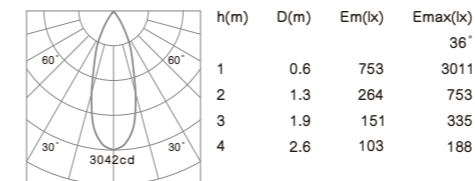
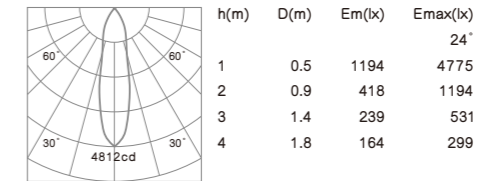
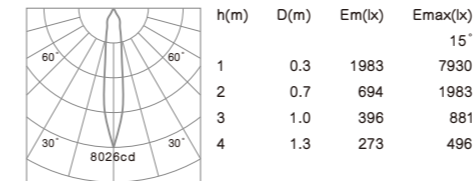
C6047 15W 1370lm With LED Driver 36V-350mA 230V-50Hz

NW
1.33kg



C6047 20W 1850lm With LED Driver 36V-500mA 230V-50Hz

NW
1.33kg



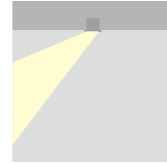
FUTW Surface-mounted



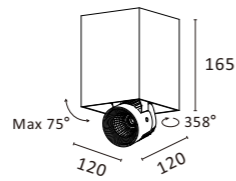
COB LED CRI≥80 IP20 CE RoHS

Housing color: White Silver Black
 Color temperature: 2700K 3000K 4000K
 Beam angle: 15° 24° 36° 60°

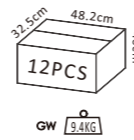
Driver gear for LED:
 Non-Dimmable
 1-10V Dimmable
 DALI Dimmable
 Triac Dimmable



- Housing and bracket: Cast aluminum + steel sheet.
- Spotlight adjustable 358° rotating around the vertical axis and 75° rotating around the horizontal axis.
- Mounting ring: Pure aluminum.
- Anti-dazzle ring: Plastic black.
- Light spot pipe is available, which could make the light more soft and more perfect.
- Light source: COB LED with a high efficiency reflector of optical.

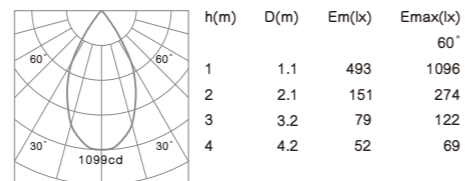
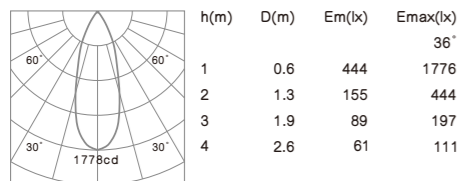
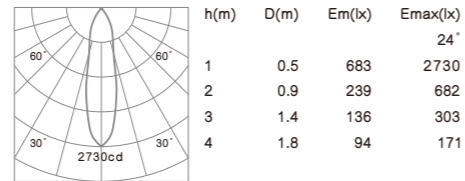
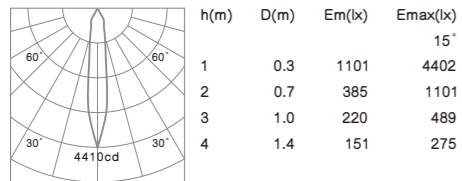


COB LED



C6048 10W 1050lm With LED Driver 36V-250mA 230V-50Hz

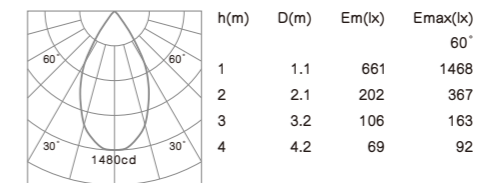
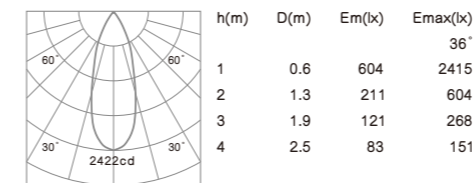
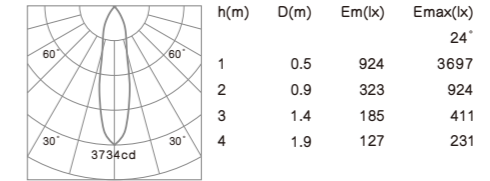
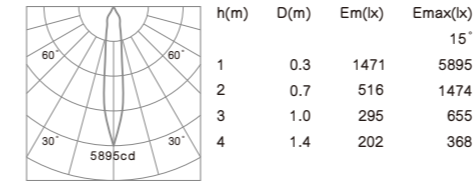
NW
1.39kg



FUTW Surface-mounted

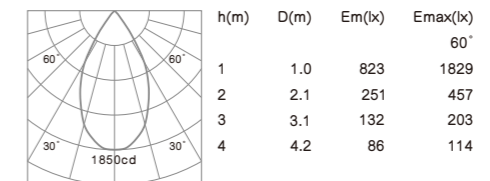
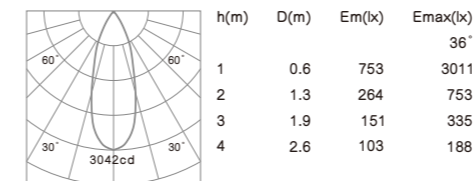
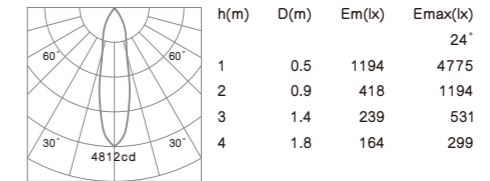
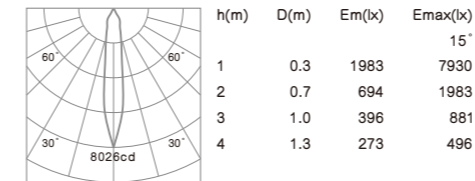
C6048 15W 1370lm With LED Driver 36V-350mA 230V-50Hz

NW
1.39kg



C6048 20W 1850lm With LED Driver 36V-500mA 230V-50Hz

NW
1.39kg




BOX



315

BOX



Spot light source holder rings:

Cast aluminum, they are positioned on adjustable gimbals and equipped with mechanical locking devices which allow an inclination of each light source by $\pm 45^\circ$ in relation to the horizontal and vertical axis.

316

BOX



317

BOX



318

BOX

Visible



S □ 118x118mm 6W 10W 15W P321




SD □ 118x224mm 2x6W 2x10W 2x15W P323



ST □ 118x315mm 3x6W 3x10W 3x15W P325

Invisible



S □ 110x110mm 6W 10W 15W P327



SD □ 110x215mm 2x6W 2x10W 2x15W P329



ST □ 110x307mm 3x6W 3x10W 3x15W P331

BOX

Visible



L □ 191x191mm 15W 20W 25W P333



LD □ 191x356mm 2x15W 2x20W 2x25W P335



LT □ 191x509mm 3x15W 3x20W 3x25W P337

Invisible



L □ 170x170mm 15W 20W 25W P339



LD □ 170x336mm 2x15W 2x20W 2x25W P341




LT □ 170x488mm 3x15W 3x20W 3x25W P343



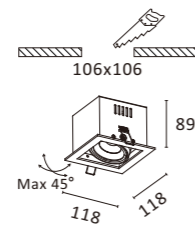
COB LED CRI≥80 IP20 CE RoHS

Mounting frame color: White Silver Black
 Color temperature: 2700K 3000K 4000K
 Beam angle: 24° 36° 60°

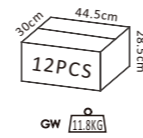
Driver gear for LED:
 Non-Dimmable
 1-10V Dimmable
 DALI Dimmable
 Triac Dimmable



- The lamp housing is made of steel sheet.
- Mounting frame: Cast aluminum.
- Spot light source holder rings: Cast aluminum, they are positioned on adjustable gimbals and equipped with mechanical locking devices which allow an inclination of each light source by ±45° in relation to the horizontal and vertical axis.
- Light source: COB LED with a lens of optical.
- The light can be compatible with emergency battery.

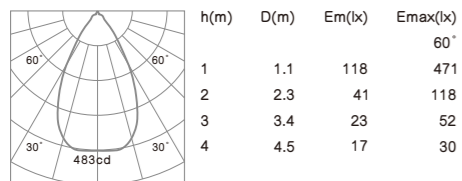
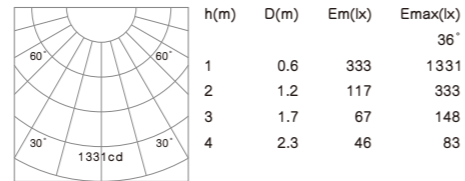
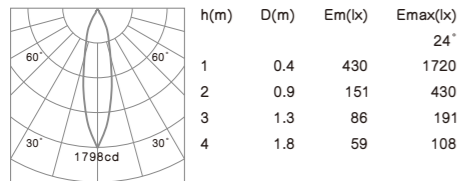


COB LED



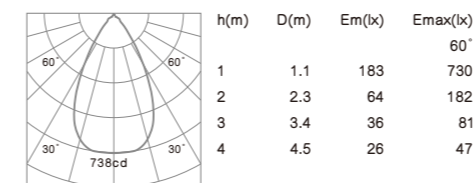
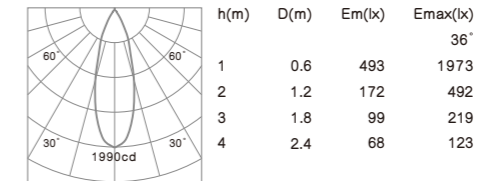
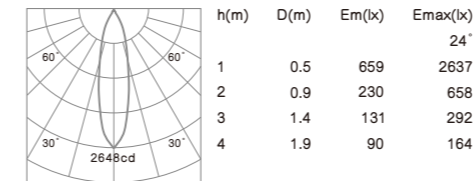
R6212 6W 700lm
 With LED Driver 36V-135mA
 230V-50Hz

NW
 0,74kg



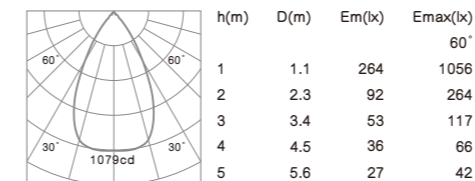
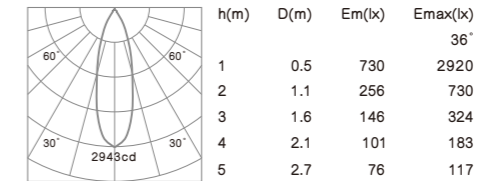
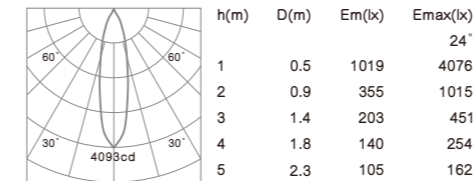
R6158 10W 1190lm
 With LED Driver 36V-250mA
 230V-50Hz

NW
 0,74kg



R6356 15W 1540lm
 With LED Driver 36V-350mA
 230V-50Hz

NW
 0,74kg





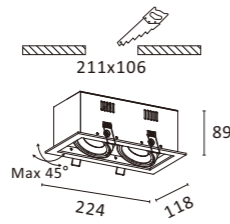
COB LED CRI≥80 IP20 CE RoHS

Mounting frame color: White Silver Black
 Color temperature: 2700K 3000K 4000K
 Beam angle: 24° 36° 60°

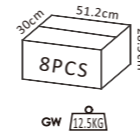
Driver gear for LED: Non-Dimmable
 1-10V Dimmable
 DALI Dimmable
 Triac Dimmable



- The lamp housing is made of steel sheet.
- Mounting frame: Cast aluminum.
- Spot light source holder rings: Cast aluminum, they are positioned on adjustable gimbals and equipped with mechanical locking devices which allow an inclination of each light source by ±45° in relation to the horizontal and vertical axis.
- Light source: COB LED with a lens of optical.
- The light can be compatible with emergency battery.

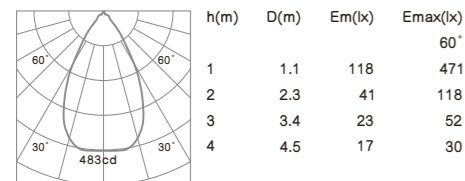
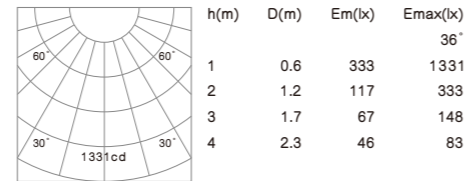
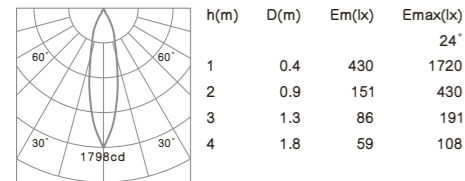


COB LED



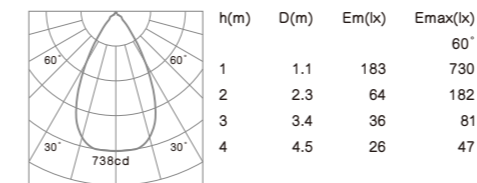
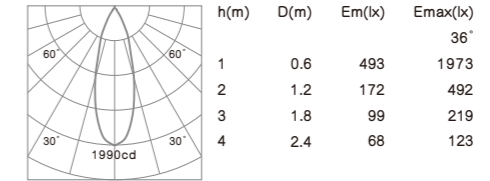
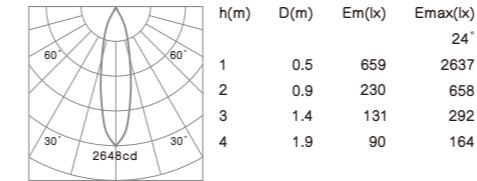
R6213 2x6W 1400lm
 With 2 pieces of LED Driver 36V-135mA
 230V-50Hz

NW
 1.33kg



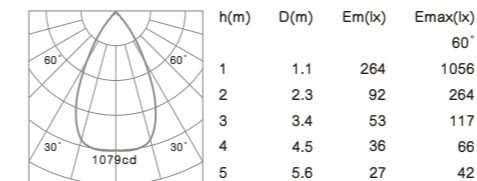
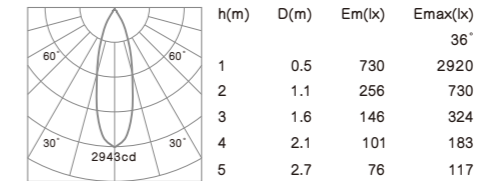
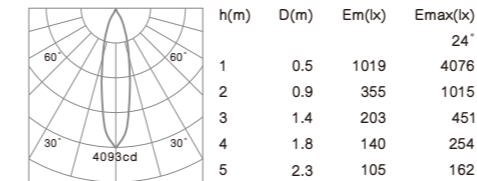
R6159 2x10W 2380lm
 With 2 pieces of LED Driver 36V-250mA
 230V-50Hz

NW
 1.33kg



R6357 2x15W 3080lm
 With 2 pieces of LED Driver 36V-350mA
 230V-50Hz

NW
 1.33kg



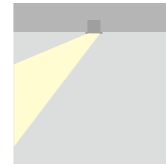
BOX Visible ST



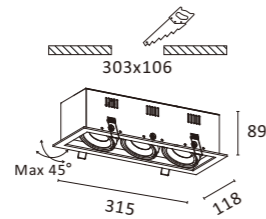
COB LED CRI≥80 IP20 CE RoHS

Mounting frame color: White Silver Black
 Color temperature: 2700K 3000K 4000K
 Beam angle: 24° 36° 60°

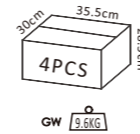
Driver gear for LED: Non-Dimmable
 1-10V Dimmable
 DALI Dimmable
 Triac Dimmable



- The lamp housing is made of steel sheet.
- Mounting frame: Cast aluminum.
- Spot light source holder rings: Cast aluminum, they are positioned on adjustable gimbals and equipped with mechanical locking devices which allow an inclination of each light source by ±45° in relation to the horizontal and vertical axis.
- Light source: COB LED with a lens of optical.
- The light can be compatible with emergency battery.

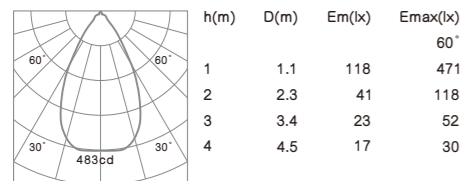
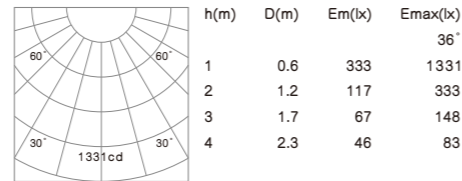
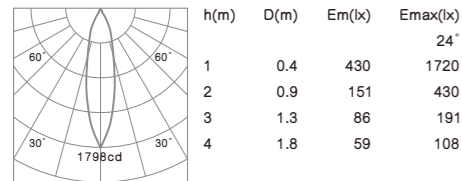


COB LED



R6214 3x6W 2100lm
 With 3 pieces of LED Driver 36V-135mA
 230V-50Hz

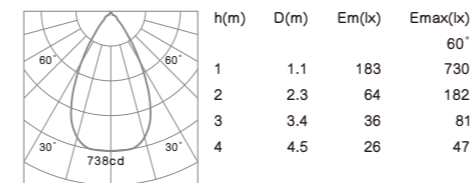
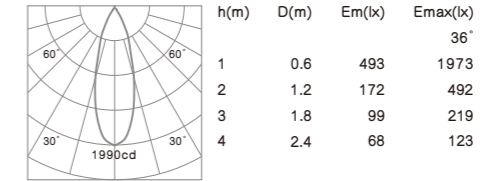
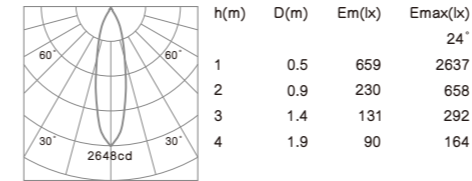
NW
 1.79kg



BOX Visible ST

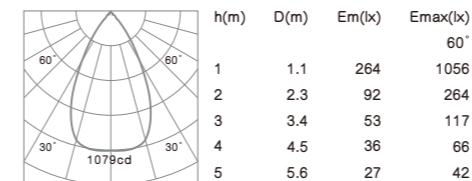
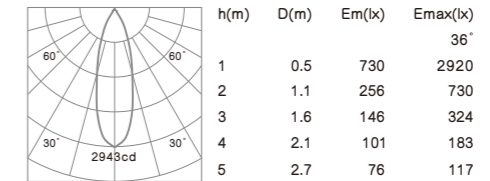
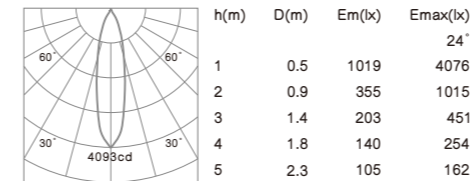
R6160 3x10W 3520lm
 With 3 pieces of LED Driver 36V-250mA
 230V-50Hz


NW
 1.79kg



R6358 3x15W 4620lm
 With 3 pieces of LED Driver 36V-350mA
 230V-50Hz

NW
 2.00kg

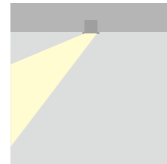




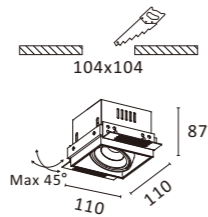
COB LED **CRi≥80** **IP20** **CE** **RoHS**

Mounting frame color: White Silver Black
 Color temperature: 2700K 3000K 4000K
 Beam angle: 24° 36° 60°

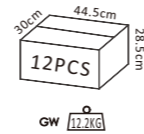
Driver gear for LED: Non-Dimmable
 1-10V Dimmable
 DALI Dimmable
 Triac Dimmable



- This fixture has one outer metal bezel and a lamp housing that is made of steel sheet.
- Mounting fixed kit: Cast aluminum, for flush-mounting installation in plasterboard ceilings.
- Spot light source holder rings: Cast aluminum, they are positioned on adjustable gimbals and equipped with mechanical locking devices which allow an inclination of each light source by ±45° in relation to the horizontal and vertical axis.
- Light source: COB LED with a lens of optical.
- The light can be compatible with emergency battery.

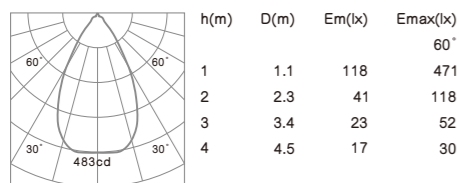
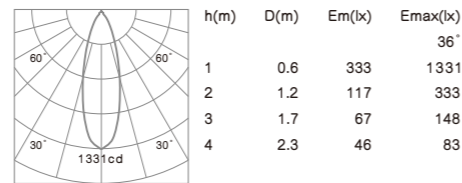
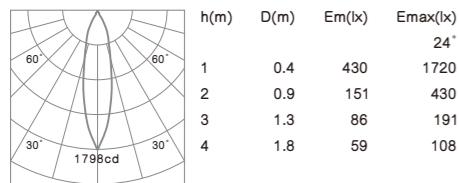


COB LED



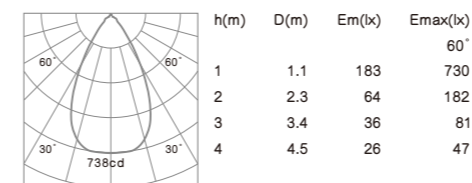
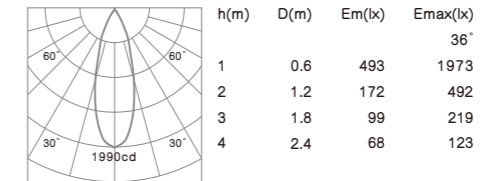
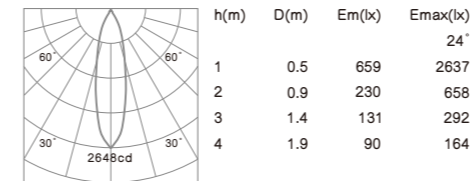
R6209 6W 700lm
 With LED Driver 36V-135mA
 230V-50Hz

NW
 0.81kg



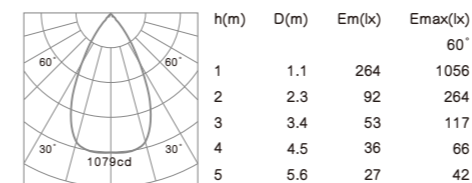
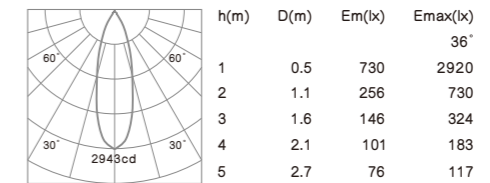
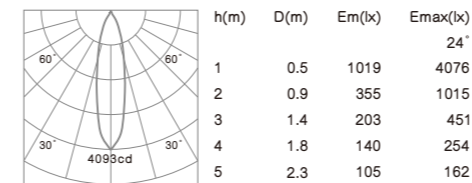
R6155 10W 1190lm
 With LED Driver 36V-250mA
 230V-50Hz

NW
 0.81kg



R6238 15W 1540lm
 With LED Driver 36V-350mA
 230V-50Hz

NW
 0.81kg



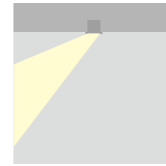
BOX Invisible SD



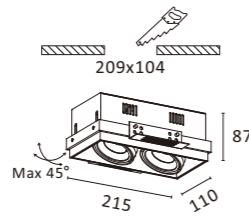
COB LED CRI≥80 IP20 CE RoHS

Mounting frame color: White Silver Black
 Color temperature: 2700K 3000K 4000K
 Beam angle: 24° 36° 60°

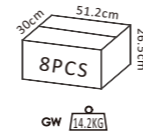
Driver gear for LED: Non-Dimmable
 1-10V Dimmable
 DALI Dimmable
 Triac Dimmable



- This fixture has one outer metal bezel and a lamp housing that is made of steel sheet.
- Mounting fixed kit: Cast aluminum, for flush-mounting installation in plasterboard ceilings.
- Spot light source holder rings: Cast aluminum, they are positioned on adjustable gimbals and equipped with mechanical locking devices which allow an inclination of each light source by ±45° in relation to the horizontal and vertical axis.
- Light source: COB LED with a lens of optical.
- The light can be compatible with emergency battery.

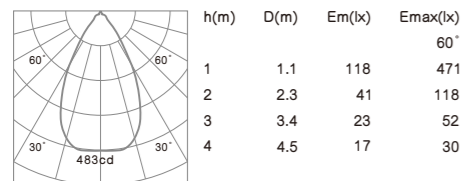
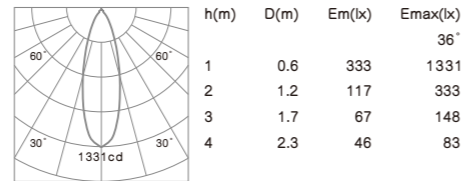
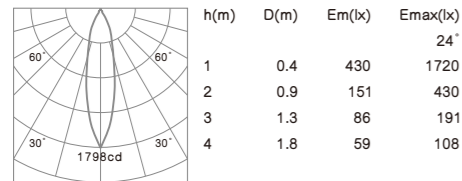


COB LED



R6210 2x6W 1400lm
 With 2 pieces of LED Driver 36V-135mA
 230V-50Hz

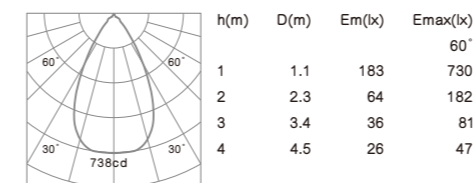
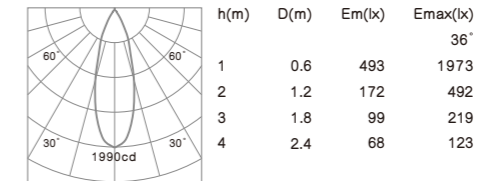
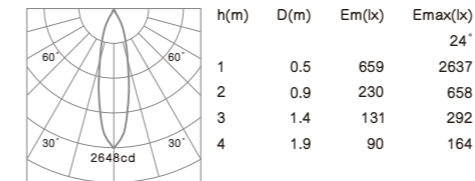
NW
 1.52kg



BOX Invisible SD

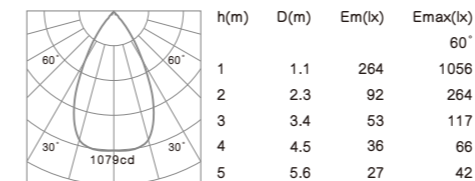
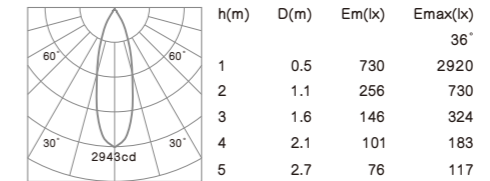
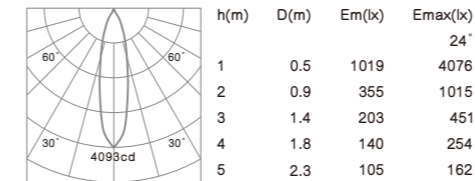
R6156 2x10W 2380lm
 With 2 pieces of LED Driver 36V-250mA
 230V-50Hz

NW
 1.52kg



R6239 2x15W 3080lm
 With 2 pieces of LED Driver 36V-350mA
 230V-50Hz

NW
 1.52kg



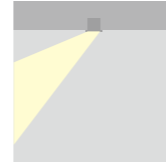
BOX Invisible ST



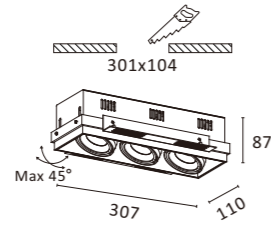
COB LED CRI≥80 IP20 CE RoHS

Mounting frame color: White Silver Black
 Color temperature: 2700K 3000K 4000K
 Beam angle: 24° 36° 60°

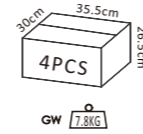
Driver gear for LED: Non-Dimmable
 1-10V Dimmable
 DALI Dimmable
 Triac Dimmable



- This fixture has one outer metal bezel and a lamp housing that is made of steel sheet.
- Mounting fixed kit: Cast aluminum, for flush-mounting installation in plasterboard ceilings.
- Spot light source holder rings: Cast aluminum, they are positioned on adjustable gimbals and equipped with mechanical locking devices which allow an inclination of each light source by ±45° in relation to the horizontal and vertical axis.
- Light source: COB LED with a lens of optical.
- The light can be compatible with emergency battery.

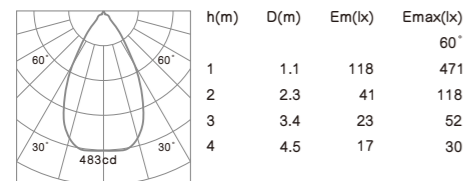
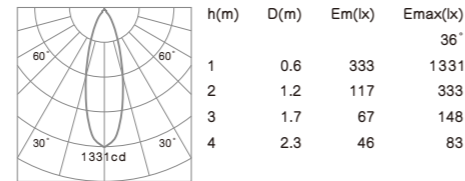
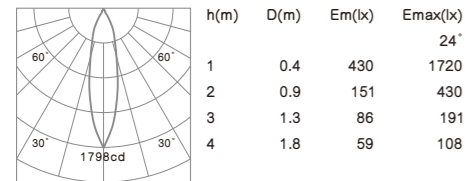


COB LED



R6211 3x6W 2100lm
 With 3 pieces of LED Driver 36V-135mA
 230V-50Hz

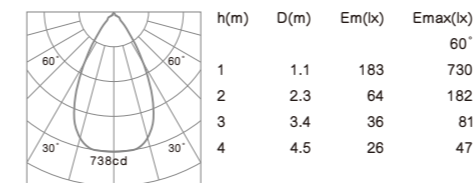
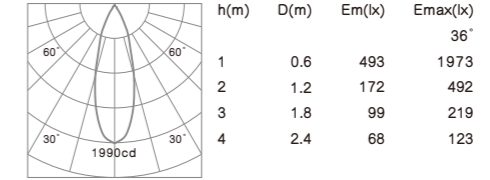
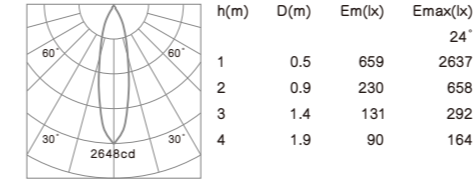
NW
 2.32kg



BOX Invisible ST

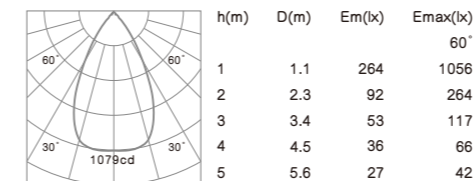
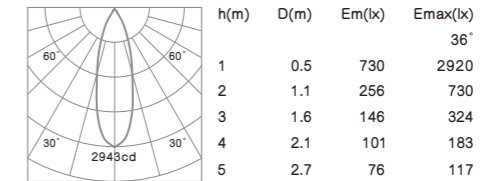
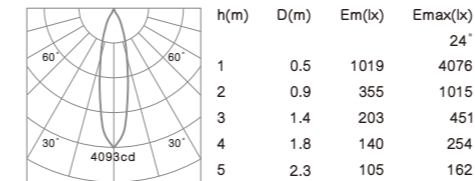
R6157 3x10W 3570lm
 With 3 pieces of LED Driver 36V-250mA
 230V-50Hz

NW
 2.32kg



R6240 3x15W 4620lm
 With 3 pieces of LED Driver 36V-350mA
 230V-50Hz

NW
 2.32kg




BOX Visible L

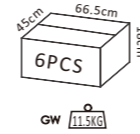
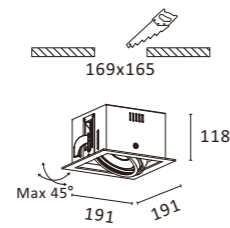


LED QR111 CRI≥80 IP20 CE RoHS
 Mounting frame color: White Silver Black
 Color temperature: 2700K 3000K 4000K
 Beam angle: 15° 24° 36°

Driver gear for LED:
 Non-Dimmable
 1-10V Dimmable
 DALI Dimmable
 Triac Dimmable

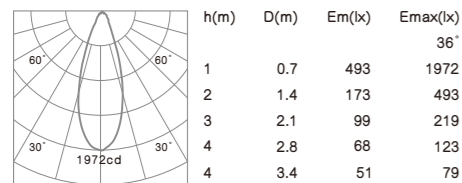
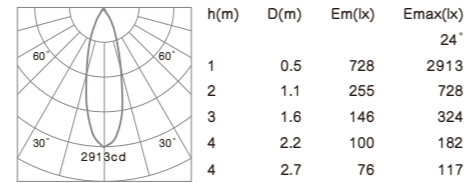
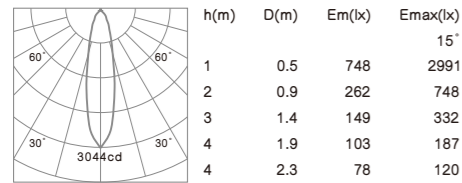


- The lamp housing is made of steel sheet.
- Mounting frame: Cast aluminum.
- Spot light source holder rings: Cast aluminum, they are positioned on adjustable gimbals and equipped with mechanical locking devices which allow an inclination of each light source by ±45° in relation to the horizontal and vertical axis.
- Light source: COB LED with a lens of optical.
- The light can be compatible with emergency battery.



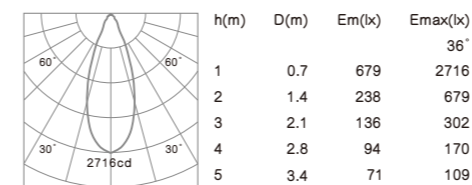
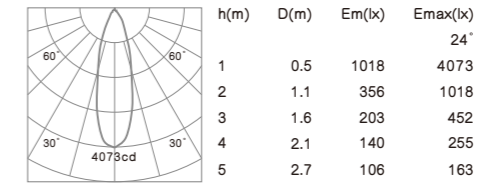
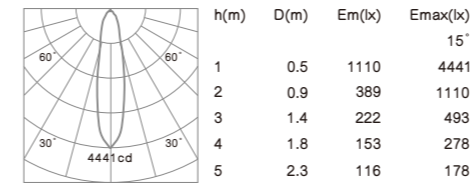
R6206 15W 1700lm
 With LED Driver 36V-350mA
 230V-50Hz

NW
 1.58kg



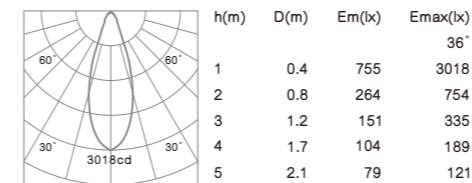
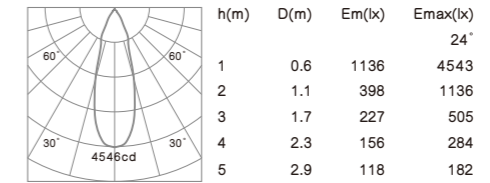
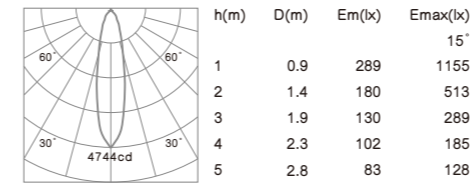
R6178 20W 2320lm
 With LED Driver 36V-500mA
 230V-50Hz

NW
 1.58kg



R6191 25W 2750lm
 With LED Driver 36V-600mA
 230V-50Hz

NW
 1.58kg





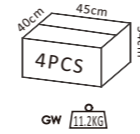
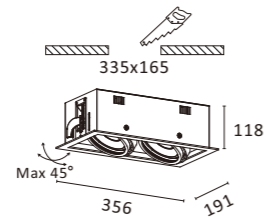
LED QR111 CRI≥80 IP20 CE RoHS

Mounting frame color: White Silver Black
 Color temperature: 2700K 3000K 4000K
 Beam angle: 15° 24° 36°



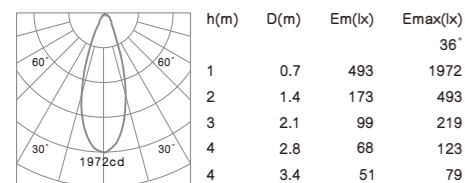
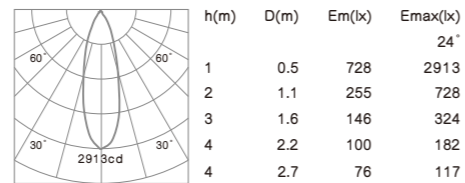
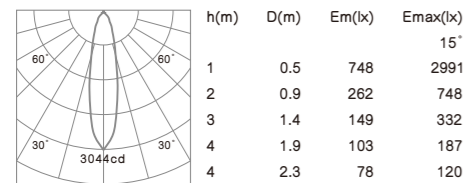
Driver gear for LED: Non-Dimmable
 1-10V Dimmable
 DALI Dimmable
 Triac Dimmable

- The lamp housing is made of steel sheet.
- Mounting frame: Cast aluminum.
- Spot light source holder rings: Cast aluminum, they are positioned on adjustable gimbals and equipped with mechanical locking devices which allow an inclination of each light source by ±45° in relation to the horizontal and vertical axis.
- Light source: COB LED with a lens of optical.
- The light can be compatible with emergency battery.



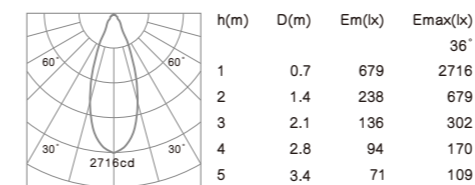
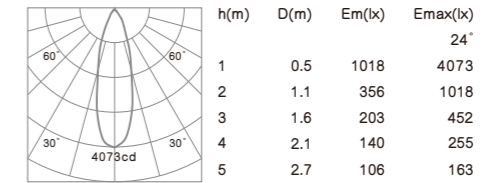
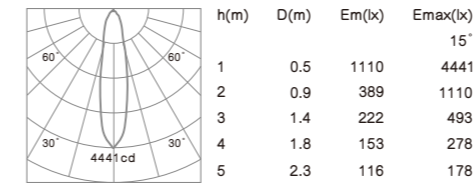
R6207 2x15W 3400lm
 With 2 pieces of LED Driver 36V-350mA
 230V-50Hz

NW
 2.95kg



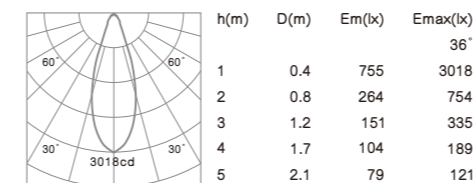
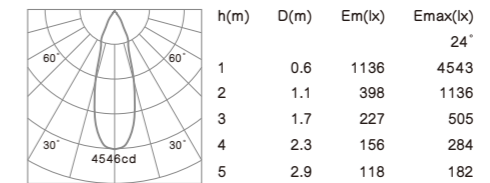
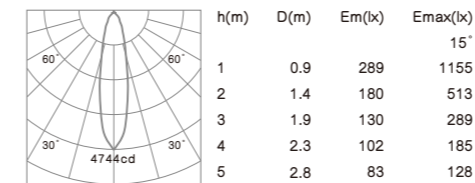
R6179 2x20W 4640lm
 With 2 pieces of LED Driver 36V-500mA
 230V-50Hz


NW
 2.95kg



R6192 2x25W 5500lm
 With 2 pieces of LED Driver 36V-600mA
 230V-50Hz

NW
 2.95kg

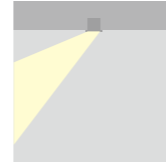




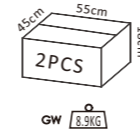
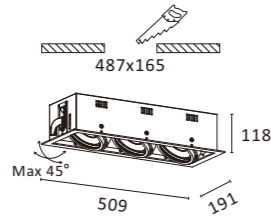
LED QR111 CRI≥80 IP20 CE RoHS

Mounting frame color: White Silver Black
 Color temperature: 2700K 3000K 4000K
 Beam angle: 15° 24° 36°

Driver gear for LED: Non-Dimmable
 1-10V Dimmable
 DALI Dimmable
 Triac Dimmable

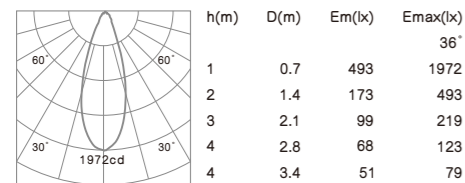
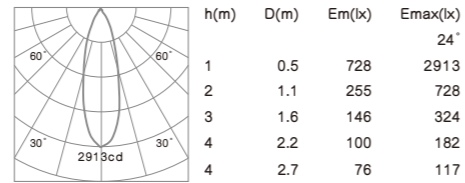
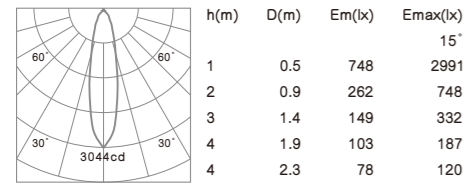


- The lamp housing is made of steel sheet.
- Mounting frame: Cast aluminum.
- Spot light source holder rings: Cast aluminum, they are positioned on adjustable gimbals and equipped with mechanical locking devices which allow an inclination of each light source by ±45° in relation to the horizontal and vertical axis.
- Light source: COB LED with a lens of optical.
- The light can be compatible with emergency battery.



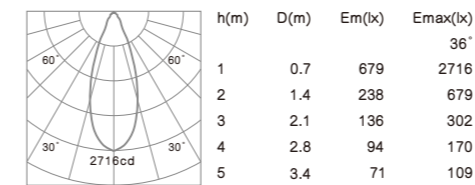
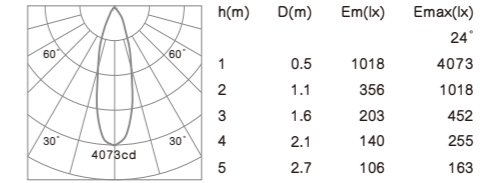
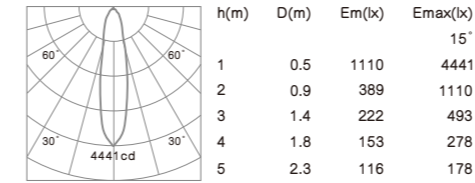
R6208 3x15W 5100lm
 With 3 pieces of LED Driver 36V-350mA
 230V-50Hz

NW
 4.12kg



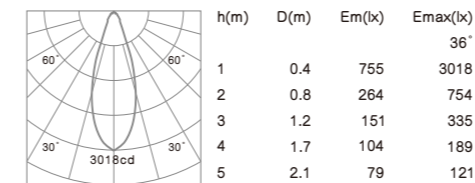
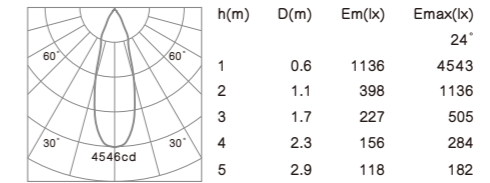
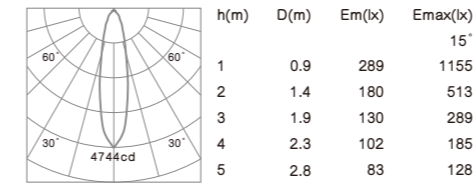
R6180 3x20W 6960lm
 With 3 pieces of LED Driver 36V-500mA
 230V-50Hz

NW
 4.12kg




R6193 3x25W 8250lm
 With 3 pieces of LED Driver 36V-600mA
 230V-50Hz

NW
 4.12kg

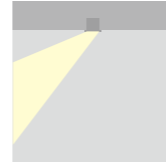


BOX Invisible L

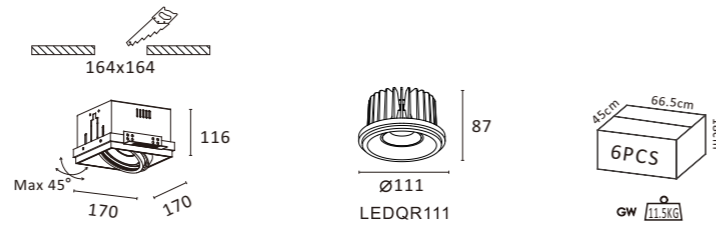


LED QR111 CRI≥80 IP20 CE RoHS
 Mounting frame color: White Silver Black
 Color temperature: 2700K 3000K 4000K
 Beam angle: 15° 24° 36°

Driver gear for LED:
 Non-Dimmable
 1-10V Dimmable
 DALI Dimmable
 Triac Dimmable



- This fixture has one mounting frame which is made of Cast aluminum.
- Mounting fixed kit: Steel sheet, for flush-mounting installation in plasterboard ceilings.
- Spot light source holder rings: Cast aluminum, they are positioned on adjustable gimbals and equipped with mechanical locking devices which allow an inclination of each light source by ±45° in relation to the horizontal and vertical axis.
- Light source: COB LED with a lens of optical.
- The light can be compatible with emergency battery.



R6203 15W 1700lm
 With LED Driver 36V-350mA
 230V-50Hz

NW
 1.68kg

h(m)	D(m)	Em(lx)	Emax(lx)
1	0.5	748	2991
2	0.9	262	748
3	1.4	149	332
4	1.9	103	187
4	2.3	78	120

h(m)	D(m)	Em(lx)	Emax(lx)
1	0.5	728	2913
2	1.1	255	728
3	1.6	146	324
4	2.2	100	182
4	2.7	76	117

h(m)	D(m)	Em(lx)	Emax(lx)
1	0.7	493	1972
2	1.4	173	493
3	2.1	99	219
4	2.8	68	123
4	3.4	51	79

h(m)	D(m)	Em(lx)	Emax(lx)
1	0.5	728	2913
2	1.1	255	728
3	1.6	146	324
4	2.2	100	182
4	2.7	76	117

BOX Invisible L

R6175 20W 2320lm
 With LED Driver 36V-500mA
 230V-50Hz

NW
 1.68kg

h(m)	D(m)	Em(lx)	Emax(lx)
1	0.5	1110	4441
2	0.9	389	1110
3	1.4	222	493
4	1.8	153	278
5	2.3	116	178

h(m)	D(m)	Em(lx)	Emax(lx)
1	0.5	1018	4073
2	1.1	356	1018
3	1.6	203	452
4	2.1	140	255
5	2.7	106	163

h(m)	D(m)	Em(lx)	Emax(lx)
1	0.7	679	2716
2	1.4	238	679
3	2.1	136	302
4	2.8	94	170
5	3.4	71	109

R6288 25W 2750lm
 With LED Driver 36V-600mA
 230V-50Hz

NW
 1.68kg

h(m)	D(m)	Em(lx)	Emax(lx)
1	0.9	289	1155
2	1.4	180	513
3	1.9	130	289
4	2.3	102	185
5	2.8	83	128

h(m)	D(m)	Em(lx)	Emax(lx)
1	0.6	1136	4543
2	1.1	398	1136
3	1.7	227	505
4	2.3	156	284
5	2.9	118	182

h(m)	D(m)	Em(lx)	Emax(lx)
1	0.4	755	3018
2	0.8	264	754
3	1.2	151	335
4	1.7	104	189
5	2.1	79	121

h(m)	D(m)	Em(lx)	Emax(lx)
1	0.4	755	3018
2	0.8	264	754
3	1.2	151	335
4	1.7	104	189
5	2.1	79	121

BOX Invisible LD



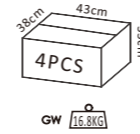
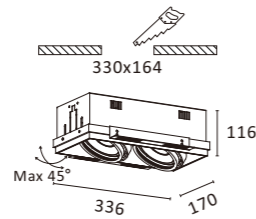
LED QR111 CRi≥80 IP20 CE RoHS

Mounting frame color: White Silver Black
 Color temperature: 2700K 3000K 4000K
 Beam angle: 15° 24° 36°

Driver gear for LED: Non-Dimmable
 1-10V Dimmable
 DALI Dimmable
 Triac Dimmable

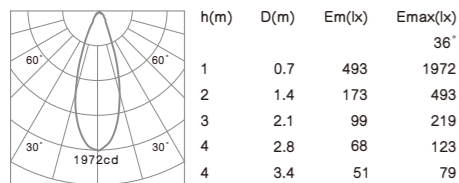
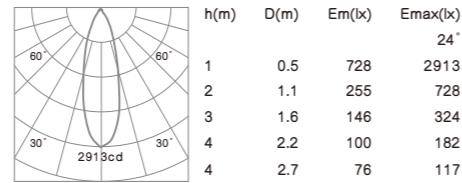
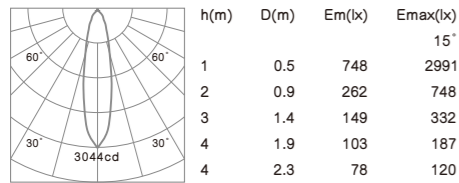


- This fixture has one mounting frame which is made of Cast aluminum.
- Mounting fixed kit: Steel sheet, for flush-mounting installation in plasterboard ceilings.
- Spot light source holder rings: Cast aluminum, they are positioned on adjustable gimbals and equipped with mechanical locking devices which allow an inclination of each light source by ±45° in relation to the horizontal and vertical axis.
- Light source: COB LED with a lens of optical.
- The light can be compatible with emergency battery.



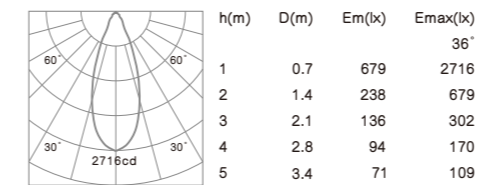
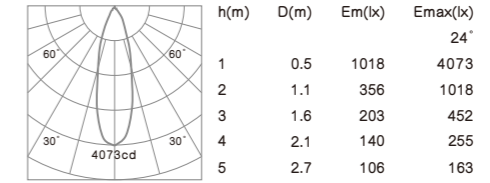
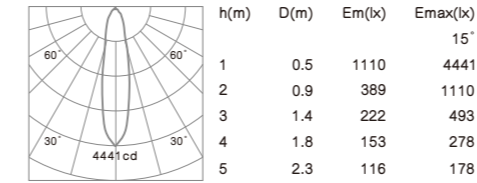
R6204 2x15W 3400lm
 With 2 pieces of LED Driver 36V-350mA
 230V-50Hz

NW
 2.94kg



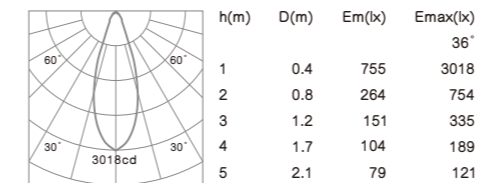
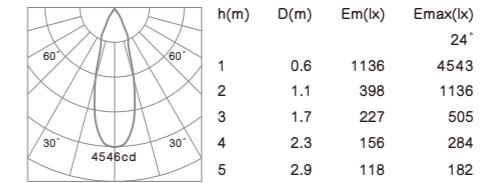
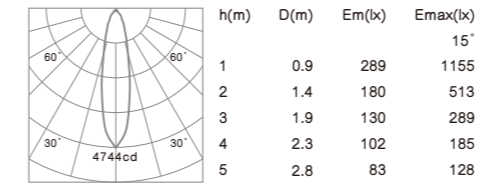
R6176 2x20W 4640lm
 With 2 pieces of LED Driver 36V-500mA
 230V-50Hz

NW
 2.94kg



R6289 2x25W 5500lm
 With 2 pieces of LED Driver 36V-600mA
 230V-50Hz

NW
 2.94kg



BOX

Invisible LT

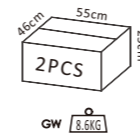
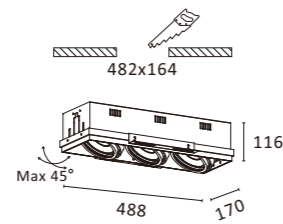


LED QR111 CRI≥80 IP20 CE RoHS
 Mounting frame color: White Silver Black
 Color temperature: 2700K 3000K 4000K
 Beam angle: 15° 24° 36°

Driver gear for LED:
 Non-Dimmable
 1-10V Dimmable
 DALI Dimmable
 Triac Dimmable



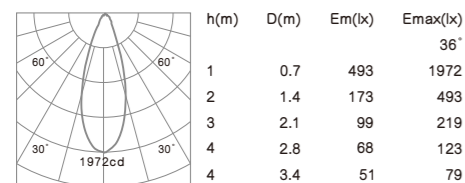
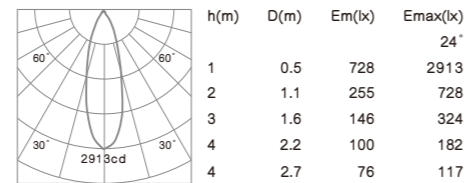
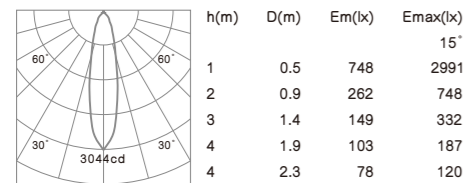
- This fixture has one mounting frame which is made of Cast aluminum.
- Mounting fixed kit: Steel sheet, for flush-mounting installation in plasterboard ceilings.
- Spot light source holder rings: Cast aluminum, they are positioned on adjustable gimbals and equipped with mechanical locking devices which allow an inclination of each light source by ±45° in relation to the horizontal and vertical axis.
- Light source: COB LED with a lens of optical.
- The light can be compatible with emergency battery.



R6205 3x15W 5100lm

With 3 pieces of LED Driver 36V-350mA
 230V-50Hz

NW
 Ω
 4.30kg



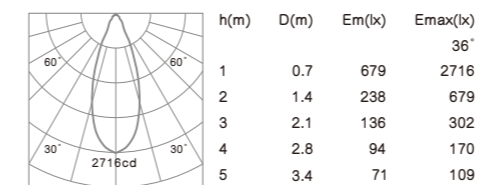
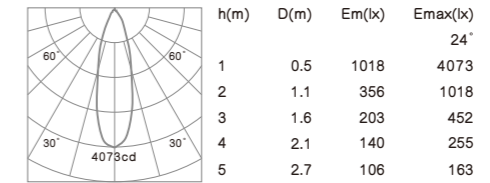
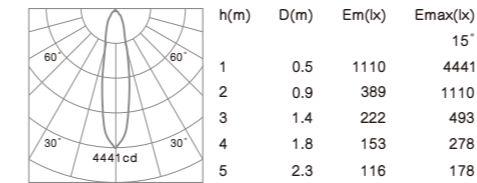
BOX

Invisible LT

R6177 3x20W 6960lm

With 3 pieces of LED Driver 36V-500mA
 230V-50Hz

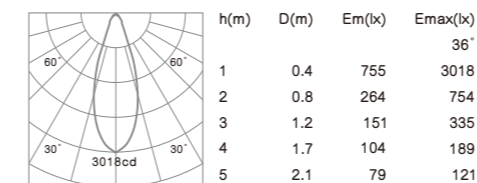
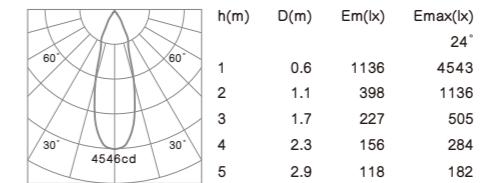
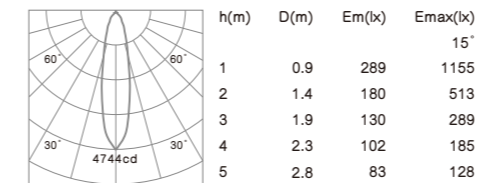
NW
 Ω
 4.30kg



R6290 3x25W 8250lm

With 3 pieces of LED Driver 36V-600mA
 230V-50Hz

NW
 Ω
 4.30kg



MILA



345

MILA



Spotlight adjustable 358° rotating around the vertical axis and 75° rotating around the horizontal axis.

346



Ø 102mm 6W 10W

P349



Ø 125mm 6W 10W

P351



□ 120x120mm 6W 10W

P353

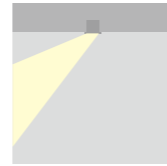
MILA



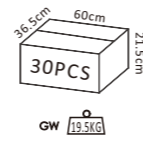
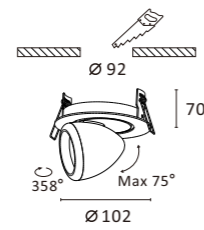
COB LED CRI≥80 IP20 CE RoHS

Housing color: White Silver Black
 Color temperature: 2700K 3000K 4000K
 Beam angle: 15° 24° 36° 60°

Driver gear for LED:
 Non-Dimmable
 1-10V Dimmable
 DALI Dimmable
 Triac Dimmable

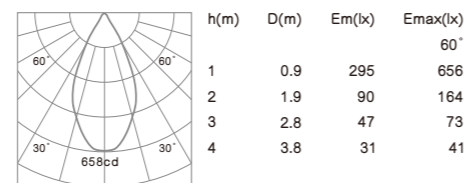
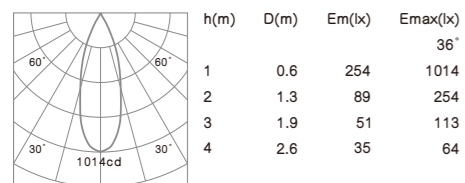
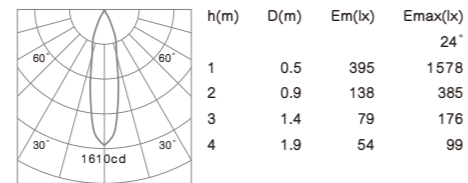
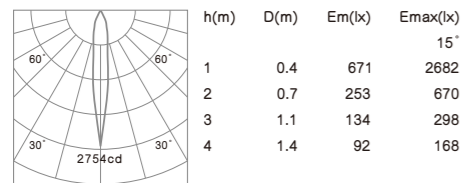


- Housing: Cast aluminum.
- Spotlight adjustable 358° rotating around the vertical axis and 90° rotating around the horizontal axis.
- Anti-dazzle ring: Aluminum black.
- Light source: COB LED with a high efficiency reflector of optical.



R6918 6W 520lm
 With LED Driver 36V-135mA
 230V-50Hz

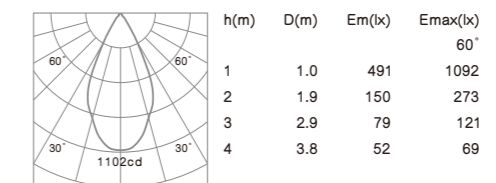
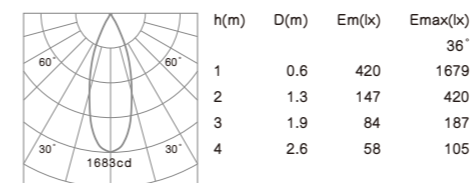
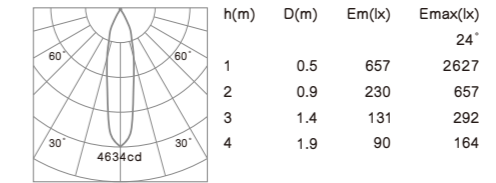
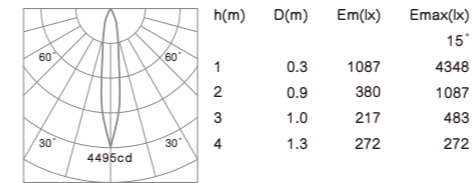
NW
 0.35kg



MILA

R6918 10W 890lm
 With LED Driver 36V-250mA
 230V-50Hz

NW
 0.35kg



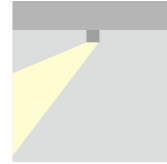
MILA



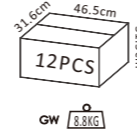
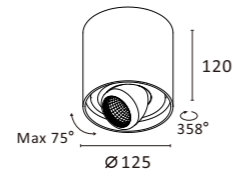
COB LED CRI≥80 IP20 CE RoHS

Housing color: White Silver Black
 Color temperature: 2700K 3000K 4000K
 Beam angle: 15° 24° 36° 60°

Driver gear for LED:
 Non-Dimmable
 1-10V Dimmable
 DALI Dimmable
 Triac Dimmable

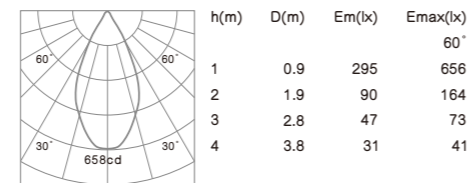
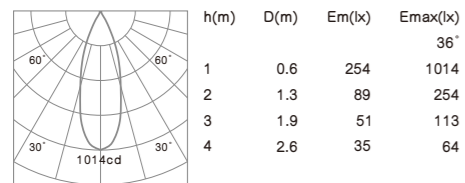
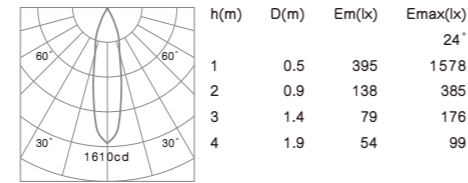
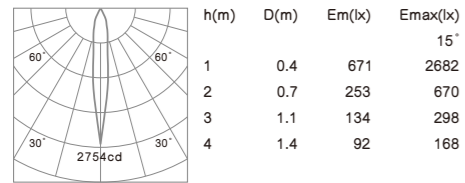


- Housing: Cast aluminum+pure aluminum.
- Spotlight adjustable 358° rotating around the vertical axis and 90° rotating around the horizontal axis.
- Mounting ring: Pure aluminum.
- Anti-dazzle ring: Aluminum black.
- Light source: COB LED with a high efficiency reflector of optical.



C6027 6W 520lm
 With LED Driver 36V-135mA
 230V-50Hz

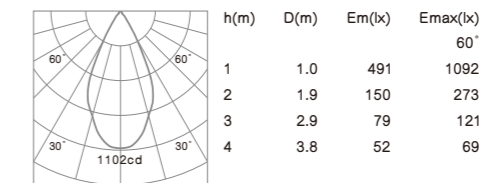
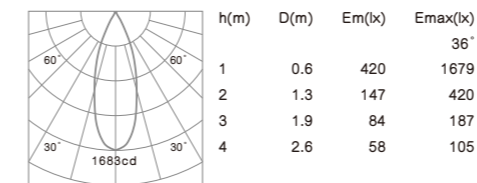
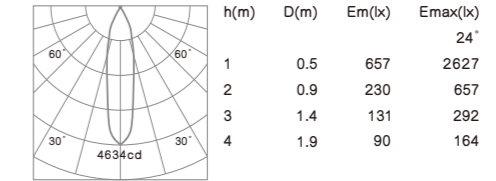
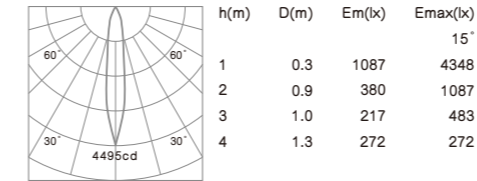
NW
 0.97kg



MILA

C6027 10W 890lm
 With LED Driver 36V-250mA
 230V-50Hz

NW
 0.97kg




MILA



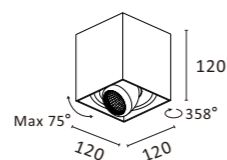
COB LED CRI≥80 IP20 CE RoHS

Housing color: White Silver Black
 Color temperature: 2700K 3000K 4000K
 Beam angle: 15° 24° 36° 60°

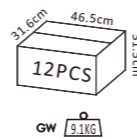
Driver gear for LED:
 Non-Dimmable
 1-10V Dimmable
 DALI Dimmable
 Triac Dimmable



- Housing: Cast aluminum+pure aluminum.
- Spotlight adjustable 358° rotating around the vertical axis and 90° rotating around the horizontal axis.
- Mounting ring: Pure aluminum.
- Anti-dazzle ring: Aluminum black.
- Light source: COB LED with a high efficiency reflector of optical.

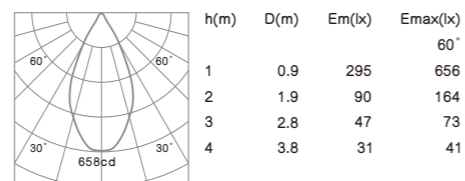
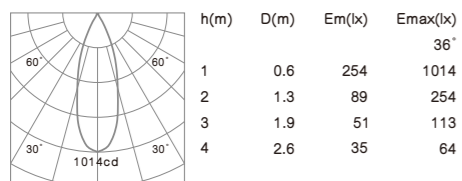
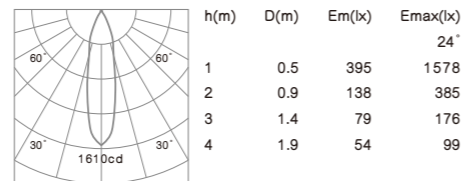
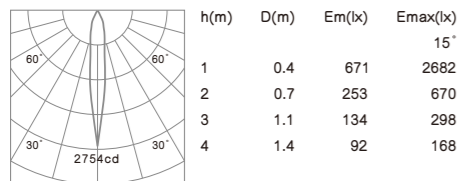


COB LED



C6028 6W 520lm
 With LED Driver 36V-135mA
 230V-50Hz

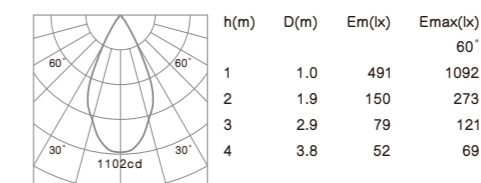
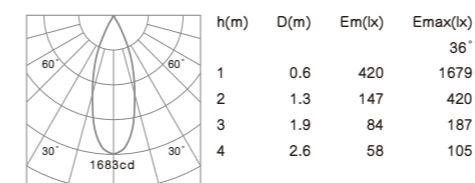
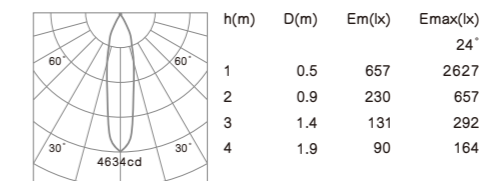
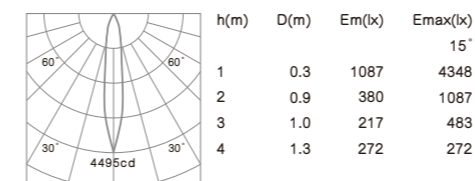
NW
 0.99kg




MILA

C6028 10W 890lm
 With LED Driver 36V-250mA
 230V-50Hz

NW
 0.99kg

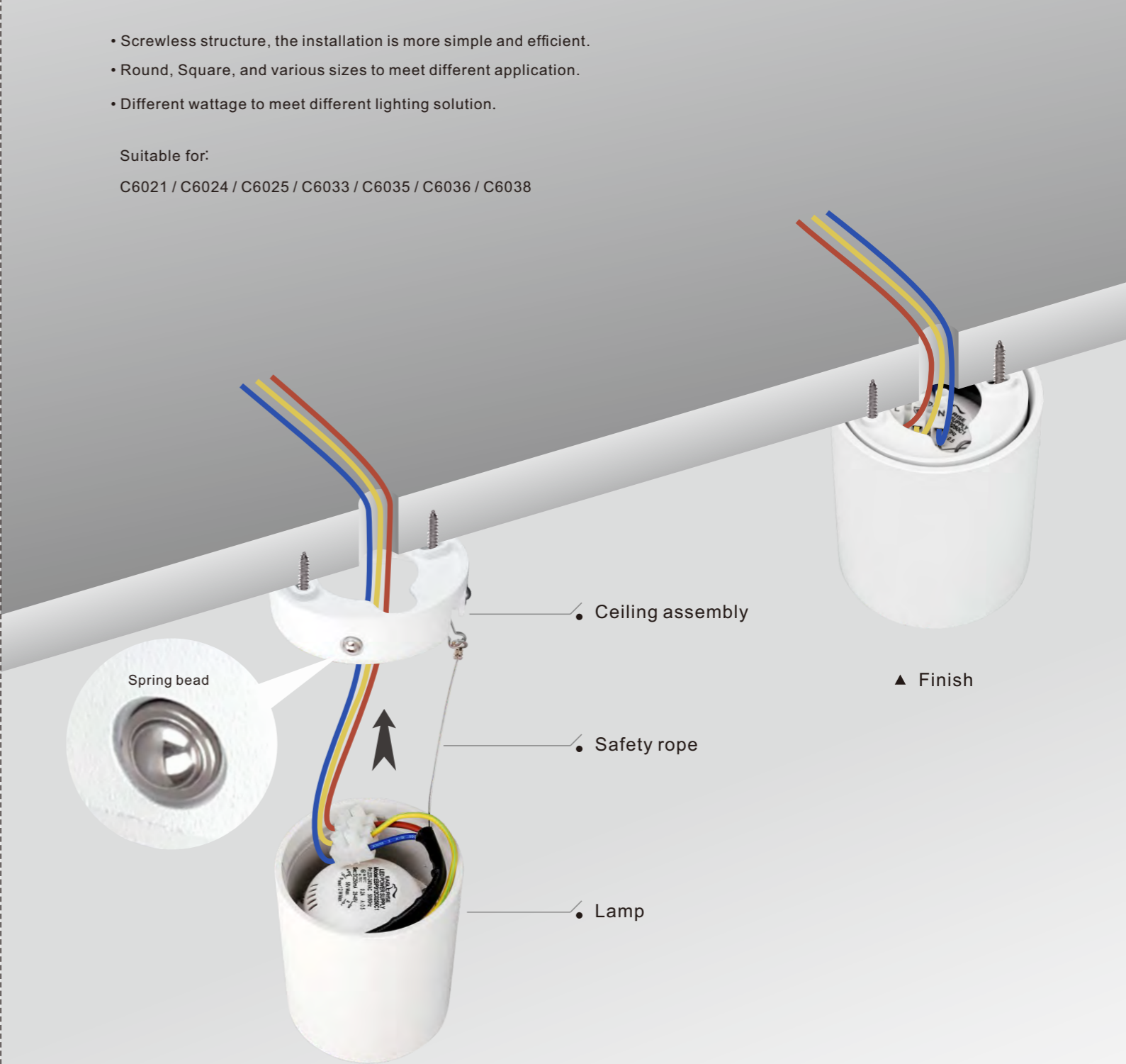




- Screwless structure, the installation is more simple and efficient.
- Round, Square, and various sizes to meet different application.
- Different wattage to meet different lighting solution.

Suitable for:

C6021 / C6024 / C6025 / C6033 / C6035 / C6036 / C6038



INSTALLATION

of the new struction surface-mounted lights

TOPO



For sizes
Ø 80mm 80x80mm



357


TOPO




Multi-directional Structure

The spot light tilts to a maximum of 0°-25° onto the vertical plane
and it is available for 360° horizontal plane.

358



TOPO

	S	∅ 80mm	6W	P363
	S	∅ 80mm	6W 10W	P364
	S	□ 80x80mm	6W 10W	P365
	SD	□ 80x150mm	2x6W 2x10W	P366
	L	∅ 125mm	15W 20W	P367
	L	□ 120x120mm	15W 20W	P368
	L	∅ 125mm	20W 25W	P369
	L	□ 120x120mm	20W 25W	P370
	LD	□ 120x230mm	2x15W 2x20W	P371
	LT	□ 120x340mm	3x15W 3x20W	P372

TOPO

Anti-glare & Clear Glass

	S	∅ 80mm	6W 10W	P373
	S	□ 80x80mm	6W 10W	P374
	L	∅ 125mm	15W 20W	P375
	L	□ 120x120mm	15W 20W	P376

Anti-glare & Diffuser

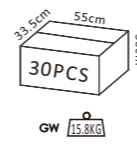
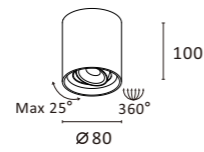
	S	∅ 80mm	6W 10W	P377
	S	□ 80x80mm	6W 10W	P378
	L	∅ 125mm	15W 20W	P379
	L	□ 120x120mm	15W 20W	P380



COB LED CRI≥80 IP20 CE RoHS

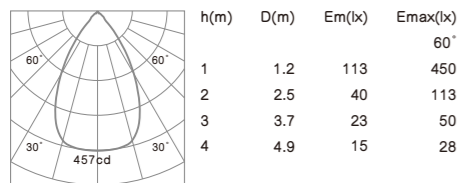
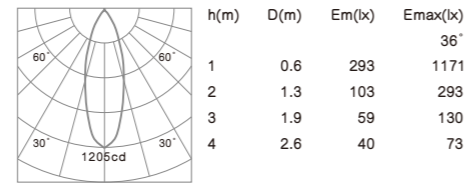
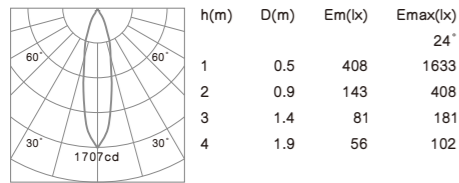
Housing color: White Silver Black
 Color temperature: 2700K 3000K 4000K
 Beam angle: 24° 36° 60°

- Luminaire housing: Pure aluminum.
- Ceiling mouted plate: Cast aluminum.
- The spot light tilts to a maximum of 0°-25° onto the vertical plane and it is available for 360° horizontal plane.
- Light source: COB LED with a lens of optical.



C6021 6W 650lm
 With LED Driver 36V-150mA
 230V-50Hz

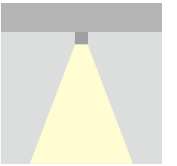
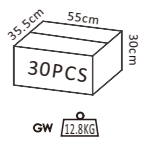
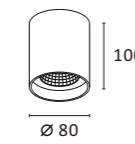
NW
 0.44kg



COB LED CRI≥80 IP44 CE RoHS

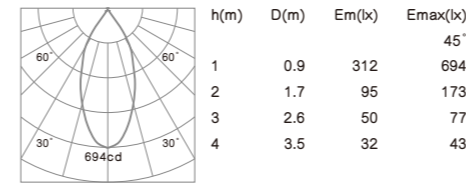
Housing color: White Silver Black
 Color temperature: 2700K 3000K 4000K
 Beam angle: 45°

- Luminaire housing: Pure aluminum.
- Ceiling mouted plate: Cast aluminum.
- Light source: COB LED with a high efficiency .



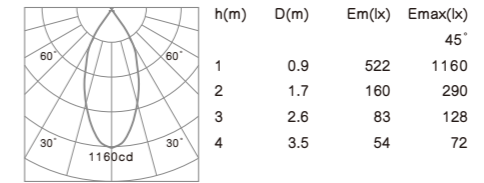
C6025 6W 630lm
 With LED Driver 36V-150mA
 230V-50Hz

NW
 0.44kg



C6025 10W 1120lm
 With LED Driver 36V-250mA
 230V-50Hz


NW
 0.44kg



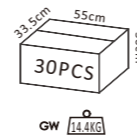
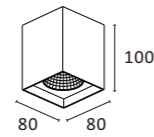
TOPO s



COB LED CRI≥80 IP44 CE RoHS
 Housing color: White Silver Black
 Color temperature: 2700K 3000K 4000K
 Beam angle: 45°

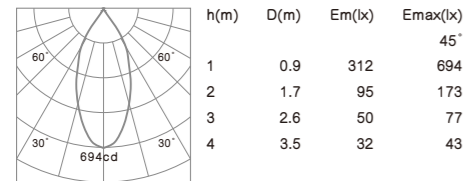


- Luminaire housing: Pure aluminum.
- Ceiling mouted plate: Cast aluminum.
- Light source: COB LED with a high efficiency reflector of optical.



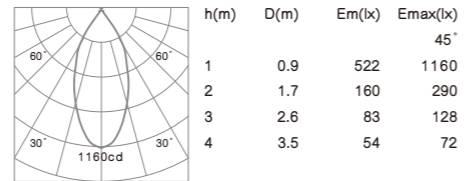
C6024 6W 630lm
 With LED Driver 36V-150mA
 230V-50Hz

NW
 0.41kg



C6024 10W 1120lm
 With LED Driver 36V-250mA
 230V-50Hz


NW
 0.41kg



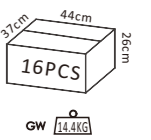
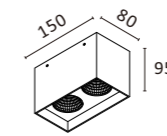
TOPO SD



COB LED CRI≥80 IP44 CE RoHS
 Housing color: White Silver Black
 Color temperature: 2700K 3000K 4000K
 Beam angle: 45°

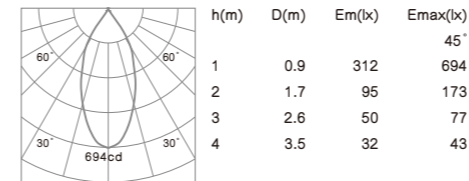


- Luminaire housing: Pure aluminum.
- Ceiling mouted plate: Steel sheet.
- Light source: COB LED with a high efficiency reflector of optical.



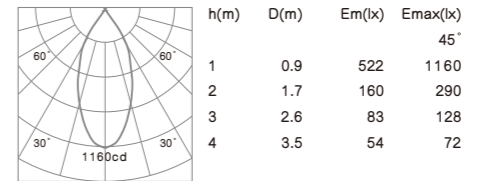
C6234 2X6W 1250lm
 With 2 pieces of LED Driver 36V-150mA
 230V-50Hz

NW
 0.71kg



C6234 2X10W 2000lm
 With 2 pieces of LED Driver 36V-250mA
 230V-50Hz

NW
 0.71kg



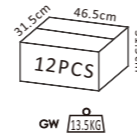
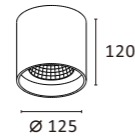
TOPO L



COB LED CRI≥80 IP44 CE RoHS
 Housing color: White Silver Black
 Color temperature: 2700K 3000K 4000K
 Beam angle: 50°



- Luminaire housing: Pure aluminum.
- Ceiling mouted plate: Steel sheet.
- Light source: COB LED with a high efficiency reflector of optical.



C6045 15W 1600lm
 With LED Driver 36V-350mA
 230V-50Hz

NW
 0.91kg


	h(m)	D(m)	Em(lx)	E _{max} (lx)
				50°
	1	0.8	943	2095
	2	1.7	288	523
	3	2.5	151	232
	4	3.4	98	130
	5	4.2	66	83

C6045 20W 2200lm
 With LED Driver 36V-500mA
 230V-50Hz


NW
 0.91kg

	h(m)	D(m)	Em(lx)	E _{max} (lx)
				50°
	1	0.8	1308	2906
	2	1.7	399	726
	3	2.5	210	323
	4	3.4	136	181
	5	4.2	93	116

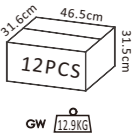
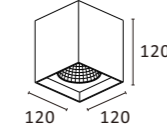
TOPO L



COB LED CRI≥80 IP44 CE RoHS
 Housing color: White Silver Black
 Color temperature: 2700K 3000K 4000K
 Beam angle: 50°



- Luminaire housing: Pure aluminum.
- Ceiling mouted plate: Steel sheet.
- Light source: COB LED with a high efficiency reflector of optical.



C6044 15W 1620lm
 With LED Driver 36V-350mA
 230V-50Hz

NW
 1.01kg

	h(m)	D(m)	Em(lx)	E _{max} (lx)
				50°
	1	0.8	943	2095
	2	1.7	288	523
	3	2.5	151	232
	4	3.4	98	130
	5	4.2	66	83

C6044 20W 2220lm
 With LED Driver 36V-500mA
 230V-50Hz

NW
 1.01kg

	h(m)	D(m)	Em(lx)	E _{max} (lx)
				50°
	1	0.8	1308	2906
	2	1.7	399	726
	3	2.5	210	323
	4	3.4	136	181
	5	4.2	93	116


TOPO L



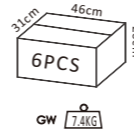
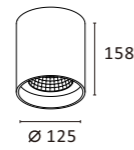
COB LED CRI≥80 IP44 CE RoHS

Housing color: White Silver Black
 Color temperature: 2700K 3000K 4000K
 Beam angle: 50°

Driver gear for LED: Non-Dimmable
 1-10V Dimmable
 DALI Dimmable
 Triac Dimmable

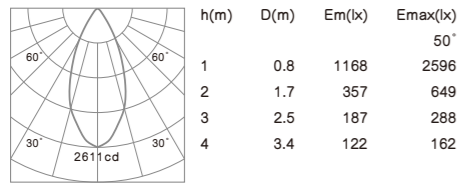


- Luminaire housing: Pure aluminum.
- Ceiling mouted plate: Steel sheet.
- Light source: COB LED with a high efficiency reflector of optical.



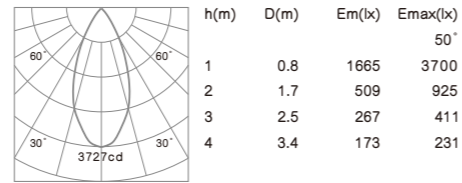
C6221 20W 2200lm
 With LED Driver 36V-500mA
 230V-50Hz

NW
 1.03kg



C6221 25W 2500lm
 With LED Driver 36V-600mA
 230V-50Hz

NW
 1.03kg




TOPO L



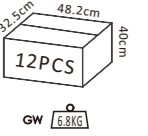
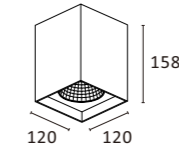
COB LED CRI≥80 IP44 CE RoHS

Housing color: White Silver Black
 Color temperature: 2700K 3000K 4000K
 Beam angle: 50°

Driver gear for LED: Non-Dimmable
 1-10V Dimmable
 DALI Dimmable
 Triac Dimmable

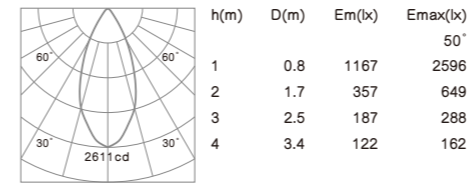


- Luminaire housing: Pure aluminum.
- Ceiling mouted plate: Steel sheet.
- Light source: COB LED with a high efficiency reflector of optical.



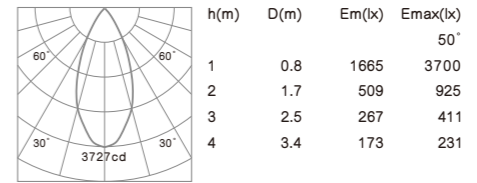
C6062 20W 2000lm
 With LED Driver 36V-500mA
 230V-50Hz

NW
 0.94kg



C6062 25W 2540lm
 With LED Driver 36V-600mA
 230V-50Hz

NW
 0.94kg




TOPO LD



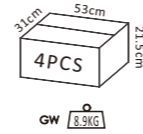
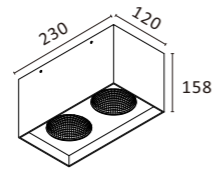
COB LED CRI≥80 IP44 CE RoHS

Housing color: White Silver Black
 Color temperature: 2700K 3000K 4000K
 Beam angle: 50°

Driver gear for LED: Non-Dimmable
 1-10V Dimmable
 DALI Dimmable
 Triac Dimmable



- Luminaire housing: Pure aluminum.
- Ceiling mouted plate: Steel sheet.
- Light source: COB LED with a high efficiency reflector of optical.



C6264 2X15W 2700lm
 With 2 pieces of LED Driver 36V-350mA
 230V-50Hz

NW
 1.83kg

	h(m)	D(m)	Em(lx)	E _{max} (lx)
				50°
	1	0.8	943	2095
	2	1.7	288	523
	3	2.5	151	232
	4	3.4	98	130
	5	4.2	66	83

C6264 2X20W 4200lm
 With 2 pieces of LED Driver 36V-500mA
 230V-50Hz

NW
 1.83kg

	h(m)	D(m)	Em(lx)	E _{max} (lx)
				50°
	1	0.8	1308	2906
	2	1.7	399	726
	3	2.5	210	323
	4	3.4	136	181
	5	4.2	93	116

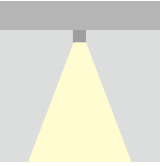
TOPO LT



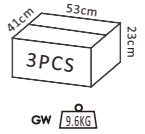
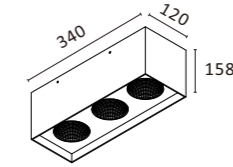
COB LED CRI≥80 IP44 CE RoHS

Housing color: White Silver Black
 Color temperature: 2700K 3000K 4000K
 Beam angle: 50°

Driver gear for LED: Non-Dimmable
 1-10V Dimmable
 DALI Dimmable
 Triac Dimmable



- Luminaire housing: Pure aluminum.
- Ceiling mouted plate: Steel sheet.
- Light source: COB LED with a high efficiency reflector of optical.



C6290 3X15W 4100lm
 With 3 pieces of LED Driver 36V-350mA
 230V-50Hz

NW
 2.67kg

	h(m)	D(m)	Em(lx)	E _{max} (lx)
				50°
	1	0.8	943	2095
	2	1.7	288	523
	3	2.5	151	232
	4	3.4	98	130
	5	4.2	66	83

C6290 3X20W 6200lm
 With 3 pieces of LED Driver 36V-500mA
 230V-50Hz


NW
 2.67kg

	h(m)	D(m)	Em(lx)	E _{max} (lx)
				50°
	1	0.8	1308	2906
	2	1.7	399	726
	3	2.5	210	323
	4	3.4	136	181
	5	4.2	93	116

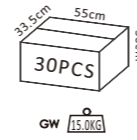
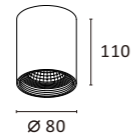
TOPO s



COB LED CRI≥80 IP44 CE RoHS
 Housing color: White Silver Black
 Color temperature: 2700K 3000K 4000K
 Beam angle: 45°

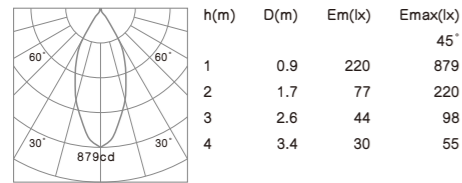


- Luminaire housing: Pure aluminum.
- Ceiling mounted plate: Steel sheet.
- Light source: COB LED with a high efficiency reflector of optical.
- Anti-dazzle ring: Aluminum black.
- UGR<19.



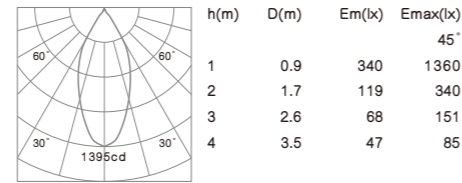
C6035 6W 520lm
 With LED Driver 36V-150mA
 230V-50Hz

NW
 0.41kg



C6035 10W 830lm
 With LED Driver 36V-250mA
 230V-50Hz


NW
 0.41kg



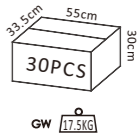
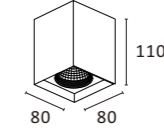
TOPO s



COB LED CRI≥80 IP44 CE RoHS
 Housing color: White Silver Black
 Color temperature: 2700K 3000K 4000K
 Beam angle: 45°

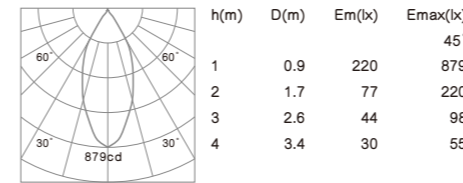


- Luminaire housing: Pure aluminum.
- Ceiling mounted plate: Steel sheet.
- Light source: COB LED with a high efficiency reflector of optical.
- Anti-dazzle ring: Aluminum black.
- UGR<19.



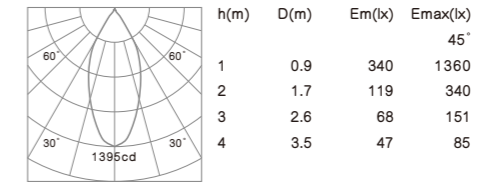
C6036 6W 520lm
 With LED Driver 36V-150mA
 230V-50Hz

NW
 0.49kg



C6036 10W 830lm
 With LED Driver 36V-250mA
 230V-50Hz

NW
 0.49kg



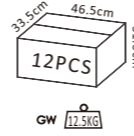
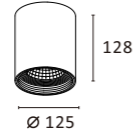
TOPO L



COB LED CRI≥80 IP44 CE RoHS
 Housing color: White Silver Black
 Color temperature: 2700K 3000K 4000K
 Beam angle: 50°

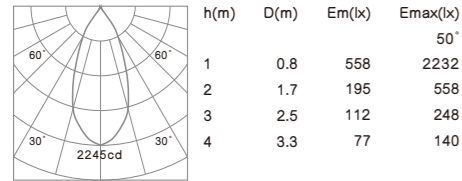


- Luminaire housing: Pure aluminum.
- Ceiling mouted plate: Steel sheet.
- Light source: COB LED with a high efficiency reflector of optical.
- Anti-dazzle ring: Aluminum black.
- UGR<19.



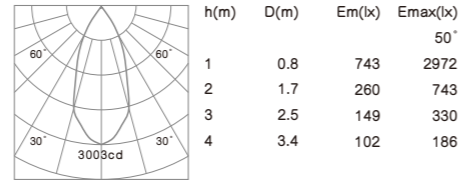
C6051 15W 1410lm
 With LED Driver 36V-350mA
 230V-50Hz

NW
 0.91kg



C6051 20W 1900lm
 With LED Driver 36V-500mA
 230V-50Hz


NW
 0.91kg



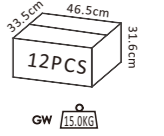
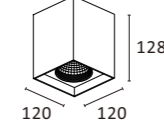
TOPO L



COB LED CRI≥80 IP44 CE RoHS
 Housing color: White Silver Black
 Color temperature: 2700K 3000K 4000K
 Beam angle: 50°

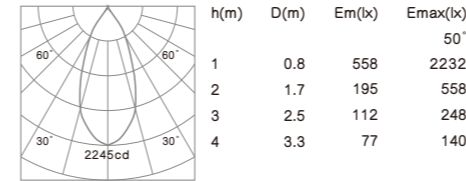


- Luminaire housing: Pure aluminum.
- Ceiling mouted plate: Steel sheet.
- Light source: COB LED with a high efficiency reflector of optical.
- Anti-dazzle ring: Aluminum black.
- UGR<19.



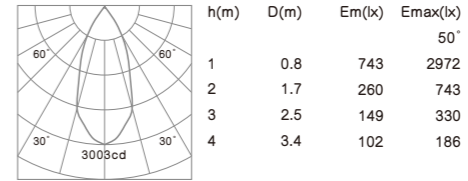
C6052 15W 1410lm
 With LED Driver 36V-350mA
 230V-50Hz

NW
 1.09kg



C6052 20W 1900lm
 With LED Driver 36V-500mA
 230V-50Hz


NW
 1.09kg



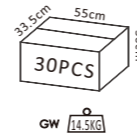
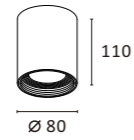
TOPO s



COB LED CRI≥80 IP44 CE RoHS
 Housing color: White Silver Black
 Color temperature: 2700K 3000K 4000K
 Beam angle: 80°

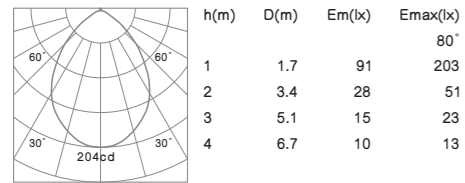


- Luminaire housing: Pure aluminum.
- Ceiling mouted plate: Steel sheet.
- Light source: COB LED with a high efficiency optical reflector and fogged diffuser.
- Anti-dazzle ring: Aluminum black.
- UGR<19.



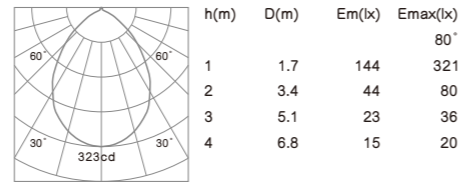
C6033 6W 350lm
 With LED Driver 36V-150mA
 230V-50Hz

NW
 0.38kg



C6033 10W 540lm
 With LED Driver 36V-250mA
 230V-50Hz


NW
 0.38kg



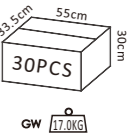
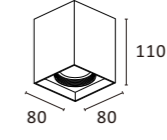
TOPO s



COB LED CRI≥80 IP44 CE RoHS
 Housing color: White Silver Black
 Color temperature: 2700K 3000K 4000K
 Beam angle: 80°

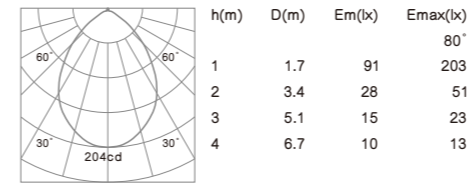


- Luminaire housing: Pure aluminum.
- Ceiling mouted plate: Steel sheet.
- Light source: COB LED with a high efficiency optical reflector and fogged diffuser.
- Anti-dazzle ring: Aluminum black.
- UGR<19.



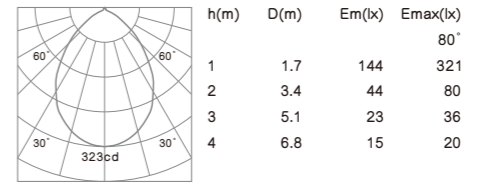
C6038 6W 340lm
 With LED Driver 36V-150mA
 230V-50Hz

NW
 0.46kg



C6038 10W 540lm
 With LED Driver 36V-250mA
 230V-50Hz


NW
 0.46kg



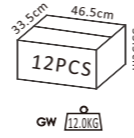
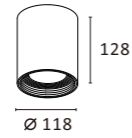
TOPO L



COB LED CRI≥80 IP44 CE RoHS
 Housing color: White Silver Black
 Color temperature: 2700K 3000K 4000K
 Beam angle: 60°

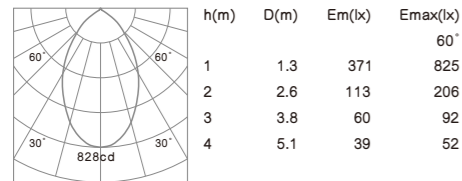


- Luminaire housing: Pure aluminum.
- Ceiling mouted plate: Steel sheet.
- Light source: COB LED with a high efficiency optical reflector and fogged diffuser.
- Anti-dazzle ring: Aluminum black.
- UGR<19.



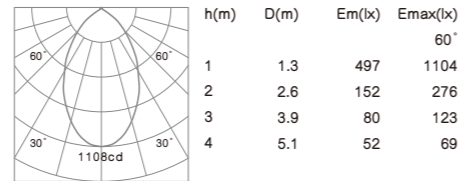
C6046 15W 1100lm
 With LED Driver 36V-350mA
 230V-50Hz

NW
 0.86kg



C6046 20W 1470lm
 With LED Driver 36V-500mA
 230V-50Hz

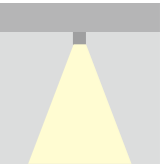
NW
 0.86kg



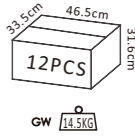
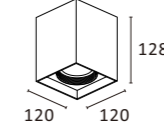
TOPO L



COB LED CRI≥80 IP44 CE RoHS
 Housing color: White Silver Black
 Color temperature: 2700K 3000K 4000K
 Beam angle: 60°

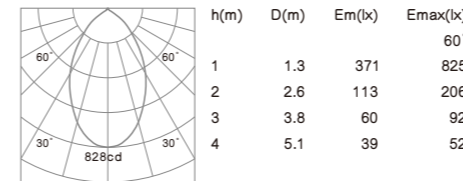


- Luminaire housing: Pure aluminum.
- Ceiling mouted plate: Steel sheet.
- Light source: COB LED with a high efficiency optical reflector and fogged diffuser.
- Anti-dazzle ring: Aluminum black.
- UGR<19.



C6049 15W 1100lm
 With LED Driver 36V-350mA
 230V-50Hz

NW
 1.04kg



C6049 20W 1470lm
 With LED Driver 36V-500mA
 230V-50Hz

NW
 1.04kg

